

Photo 4

Introduction to Digital Photography

Fall, 2024

(Asynchronous)



Instructor: Sita Bhattacharji

Email: bhattacharjisita@fhda.edu

PHTG-004.51Y/ PHTG 304.51Y

Lecture: Online

Office Hours: Wednesday 12:30—2:30 PM ONLINE via Zoom

Welcome to Photo 4! My name is Sita Bhattacharji: please call me Sita. The best way to get in touch with me is via the email address above. I check my email at least once a day, Monday through Friday, and generally respond within 24 hours.

I have online office hours on Wednesday 12:30—2:30 PM. If you cannot attend at this time, please contact me so that we can arrange another mutually convenient time to meet!

You will find the “Invitation” for online meetings in the “Zoom Meetings” Module on Canvas.

This course is an introduction to the technical and aesthetic properties of digital photography, with an emphasis on the use of the Digital SLR camera as a tool for electronic photographic image making. Additionally, you will work at creating efficient digital workflows using Adobe Lightroom as the primary digital darkroom. You will learn the technical aspects of photography as well as how to use the camera as a tool for creating art and expressing concepts, objectives, etc. You are encouraged to employ your aesthetic, intellectual and emotional concerns as a basis for your photographic expressions.

Although no previous knowledge of photography or photo editing is required, you must be familiar with such basic computer operations as opening and saving documents, file management, and copy/paste functions, etc.

As this is an online class, you must have regular access to a computer with high-speed Internet access and be familiar with using the Internet (I cannot imagine that you are not!). Specifically, you must be familiar with Canvas as all course material and information will be

found there. You will also need to be familiar with Zoom as my office hours will be via Zoom. You will find the “Invitation” in the “Zoom Meetings” Module on Canvas.

This class requires the use of Adobe Creative Cloud software applications: specifically, Adobe Lightroom **Classic**. If you do not already have access to the Adobe Creative Cloud software suite, De Anza College and Adobe will provide access to you for the duration of the Quarter. You will need to set up a (free) account with Adobe.com using the **same email address** that you provided to De Anza College.

You will need a digital camera, preferably a DSLR (Digital Single Lens Reflex) or one that allows you some measure of control over functions such the Aperture, Shutter, ISO and so on. (Mirrorless cameras are great, but they can be quite expensive...) Do not worry if you are not familiar with these terms: we will be going over these--and many others...!

If you have questions about your camera, please feel free to ask me: I do not pretend to know each and every camera model, so bringing an instruction manual if you have one would be helpful!

The **recommended (but not required!)** text for this class is **Complete Digital Photography** by Ben Long, Ninth Edition. Readings will be shown in their corresponding Modules in Canvas.

If you would like to purchase either the printed version or the eBook, go to the following site:

<https://completedigitalphotography.com/store/>

Note: the text is recommended, not required. All information for which you are responsible will be found on our Canvas site, in the readings, lectures, etc.!





STUDENT LEARNING OUTCOMES

By the end of this quarter, you should be able to:

- Apply basic digital camera skills to create images.
- Demonstrate a working knowledge of the digital darkroom using Adobe Lightroom.

Course Objectives:

1. Differentiate between major camera types (analog and digital) and demonstrate knowledge of basic camera controls
2. Create and conceptualize images using digital techniques and practices
3. Organize, process, and output imagery using Adobe Lightroom as the primary digital darkroom
4. Compare and contrast traditional photographic methods with new digital methods in a rapidly changing technological world
5. Analyze a variety of photographic works to develop, refine, and understand one's thoughts about diverse and multicultural communities
6. Critique classmate's work to understand the visual and communicative value of the medium and articulate individual response and expression



GRADING

This class is primarily, though not entirely, assignment driven. Evaluation will be based upon a written exam, (the **timely** submission of) assignments, participation and overall effort.

Late assignments are accepted, but points may be deducted depending on the number of days late.

If you are unhappy with a grade, please speak with me about it. Based on the strength and validity of your argument, I may—or may not (!)—change your grade, but you may re-do the assignment for a higher grade.

Projects and the exam will be graded on a 1000-point scale. A minimum passing grade is a “D-” or 60%.

A = 950-1000

A- = 900-949

B+ = 860-899

B = 840-859

B- = 800-839

C+ = 760-799

C = 700-749

D+ = 660-699

D = 640-659

D- = 600-639

F = 0-599

The breakdown is as follows:

Assignment 1	=50
Assignments 2 & 3 @ 100 each:	=200
Assignments 4 & 5: @ 200 each:	=400
Final Exam:	=200
<u>Participation:</u>	<u>=150</u>
Total Possible Points:	=1000

ASSIGNMENTS

#1: Shooting: 20-30 images to import into Lightroom

#2: ISO, Bracketing and Equivalent Exposures: the number of images will vary depending on the camera and lens used

#3: Depth of Field: 6 images

#4: Color Temperature and White Balance: 12 images

#5: Using Lightroom: 10 images

The Final Exam will be available on Canvas during the last week of the Fall Quarter (December 9-13). This means that you must take the exam sometime between 12:00 AM Monday, December 9 and 11:59 PM Friday, December 13. You may take the exam twice: the higher grade will be recorded.

All work submitted for this course is to have been made for *this class*, over the course of *this academic quarter* and **not**, therefore, **prior to September 23, 2024**.



A : Indicates Excellent Work.

Student work demonstrates excellent skill, judgment, and application of principles and techniques. Conceptual foundation is exceptionally clear and engaging. Exceptionally strong relationship to the project topic.

B : Indicates Very Good Work.

Student work demonstrates good skill, judgment, and application of principles and techniques. Conceptual foundation is strong and engaging. Strong relationship to the project topic.

C : Indicates Average Work.

Student work demonstrates average skill, judgment, and application of principles and techniques. Conceptual foundation is average and fairly engaging. Average relationship to the project topic.

D or F : Indicates below Average or Failing Work.

Student work demonstrates below average skill, judgment, and application of principles and techniques. Conceptual foundation is unclear. Project does not relate clearly to the project topic.

PARTICIPATION

Participation, which includes asking questions, making comments, and discussing your work and the work of your classmates, is an important facet of education and learning.

As we will not have much “in-person” time to look at your work, "Peer Reviews" will be assigned for each assignment, and are in place of the in-class discussions that we would be having for these assignments. You will be (randomly) assigned two classmates per assignment whose work you must comment upon.



So, what does this entail? You are to make comments and/or observations about the images you have just seen. Do you like them? Do you not like them? Why?! What works for you? What does not? Why?! Please don't just say "Wow, I really like your images..." Explain and elaborate on that--briefly, of course...!

In addition, ask any questions that you might have about how the images were made, what the artists' intentions were, and so on.

A relatively short paragraph will suffice!

DISRUPTIVE BEHAVIOR

The college will enforce all policies and procedures set forth in the *Standards of Student Conduct* (see catalog).

Any student disrupting the class may be asked to leave that class. Administrative follow-up may result.



<https://deanza.instructure.com/courses/16183/pages/student-code-of-conduct>

ACADEMIC INTEGRITY

As a student at De Anza College, you join a community of scholars who are committed to excellence in the process of teaching and learning. Academic honesty—and honesty in general—is fundamental to this community. We assume that all students will pursue their studies with integrity and honesty; that the work they submit is their own original work—work that accurately represents the time and effort applied.

Cheating, plagiarism (of written or visual information) or knowingly furnishing false information in the classroom or to the instructor is Academic Dishonesty and is a violation of the Honor Code. Students are expected to be familiar with the Honor Code

and to recognize that violations of this Code are most serious and will be handled in a manner that fully represents the extent of the Code and that befits the seriousness of its violation.

If you have any questions or concerns about this, please ask.

The dangers of a one sided story



STUDENT SUCCESS CENTER

Need help? De Anza's Student Success Center offers free online and on-campus tutoring and workshops! Visit <http://www.deanza.edu/studentsuccess> for our hours and information. Or just stop by to chat or sign up!

- Academic Skills Center for workshops in ATC 302
- General Subject tutoring in ATC 304
- Listening & Speaking and World Language support in ATC 313
- Math, Science and Technology tutoring in S43
- Writing and Reading tutoring in ATC 309

Student Success Center Resources are available online to all De Anza students on Canvas: <https://deanza.instructure.com/enroll/MAF7Y8>



PSYCHOLOGICAL SERVICES

Students who are **currently enrolled** at De Anza College qualify for psychological services.

- Students are limited to ten free sessions per academic year, regardless of reason for seeking services.
- Referral information to outside community resources is available for students who require additional services.

Problems We Can Help With

It is better to seek help through Psychological Services before a problem becomes too serious. When something is relatively minor, it can often be resolved a lot faster. Here are some examples of the types of problems that you can come to us for help.

- Family Issues
- Romantic relationship difficulties
- Anxiety
- Stress
- Depression
- Sexual issues
- Identity issues
- Sexual identity issues
- Adjustment difficulties

- Difficulty making decisions or choices
- Bereavement
- Bullying and harassment
- Body image crisis
- Substance misuse issues
- Ennui (a feeling of listlessness and dissatisfaction arising from a lack of occupation or excitement)
- Anger issues

How Our Sessions Work

Counseling is a process of discovery and understanding. It seeks to help you be more aware of what concerns or troubles you. As a result, it can help with making those decisions, choices, or changes that are right for you.

The counselor's role is to be understanding, respectful and nonjudgmental in his/her interactions with you. What is shared in session will be kept confidential within parameters as set out by the California code of legal and ethical standards for mental health care.

You can contact us by phone or email:

- 408.864.8868
- dapsychservice@deanza.edu

We are **not** a 24-hour program. For life-threatening emergencies, **call 9-1-1**

You are welcome to **stop by in person** to learn about our services or **schedule an appointment** for a private session with a Psychological Services counselor

- **Mondays, Tuesdays, Wednesdays and Thursdays:** 9 a.m.- 2:45 p.m.
- **Fridays** by appointment only, via Zoom.
- **RSS 258** – upstairs from the Bookstore in the Registration & Student Services Building

Do you want to meet with a counselor for personal psychological services?

- [Make an appointment](#)

Do you need immediate personal psychological support?

- [See our crisis intervention information.](#)



DISABLED STUDENT SERVICES

In accordance with the Americans with Disabilities Act, De Anza College is committed to providing equitable access to learning opportunities to students with documented disabilities (e.g., mental health, attentional, learning, chronic health, sensory, or physical issues).

You can meet with a Disabilities Support Services (DSS) counselor or Learning Disability (LD) Specialist to discuss any accommodations or specific learning needs you may have. If you have a disability-related need for reasonable accommodations or services in this course, you will need to provide the instructor with a Test Accommodation Verification (TAV) form from the DSS office.

Students are expected to give 5 (five) days-notice of the need for accommodations. Students with disabilities may obtain this form by contacting their DSS counselor or LD Specialist at (408) 864-8753.

DSS Location: RSS Building, Suite 141

<http://www.deanza.edu/DSS/>

Phone: 408-864-8753

Email: DSS@deanza.edu

Please note: If (for some inexplicable reason...!) you desire to drop this course, it is your responsibility to do so!



IMPORTANT DATES

September 23: First day of Fall Quarter 2024 classes

October 6: Last day to add classes

October 6: Last day to drop classes without a “W”

November 11: Veterans’ Day holiday - no classes, offices closed

November 15: Last day to drop classes with a “W”

November 28-December 1: Thanksgiving holiday - no classes, offices closed

December 9-13: Final exams

Please note: It is a student's responsibility to verify and keep track of important deadlines and administrative dates. Use the following link to view the current academic calendar:

<http://www.deanza.edu/calendar/>



SCHEDULE

NOTE: the syllabus and schedule are subject to change.

Week 1 (9/23): Getting Started

Welcome; Looking at Canvas: The Syllabus, Modules, Announcements, Assignments, etc.

Check out “Module 1: Lightroom!”: this is where instructional information for Adobe Lightroom is to be found throughout the quarter.

Week 2 (9/30):

- Module 1: Lightroom!
- Module 2: The Basics

Welcome; Introduction to Lightroom: Making a Catalog and Loading Images into Lightroom

Week 3 (10/7):

- Module 1: Lightroom! **Ongoing**
- Module 3: The Lens
- Module 4: Controlling the Light Entering the Camera

Lab (online): Working in Lightroom

 Friday, 10/11: Assignment #1 (Shooting) is due

Week 4 (10/14):

- Module 1: Lightroom! **Ongoing**
- Module #5: Equivalent Exposures and Bracketing
- **Looking at Photography:** Beginnings

Lab: Working in Lightroom

Week 5 (10/21):

- Module 6: Depth of Field
- **Looking at Photography:** Beginnings

Lab: Working in Lightroom

 Friday, 10/25: Assignment #2 (Bracketing, ISO, Equivalent Exposures) is due

Week 6 (10/28):

- Module 1: Lightroom! **Ongoing**
- **Looking at Photography:** The Advent of 35mm Photography: Henri Cartier-Bresson and Robert Frank

Lab: Working in Lightroom

Week 7 (11/4):

- Module 1: Lightroom! **Ongoing**
- Module 7: Color Temperature and White Balance

Lab: Working in Lightroom

 Friday, 11/8: Assignment #3 (Depth of Field) is due

Week 8 (11//11):

- Module 1: Lightroom! **Ongoing**
- Module #8: Manipulation--The "Directed" Influence of Photographic Images

Lab: Working in Lightroom

Week 9 (11/18):

- Module 1: Lightroom! **Ongoing**
- **Looking at Photography:** New Topographics and Neue Sachlichkeit (New Objectivity): Bernd & Hilla Becher; Andreas Gursky; Candida Höfer

Lab: Working in Lightroom

 Friday, 11/22: Assignment #4 (White Balance) is due

Week 10 (11/25):

- Module 1: Lightroom! **Ongoing**
- Work on Final Assignment

Lab: Working in Lightroom

Week 11 (12/2):

- All re-dos and late assignments must be submitted by the end of this week (12/6).



Friday, 12/6: Final Assignment #6 (Lightroom) is due

Week 12 (12/9): FINALS WEEK!

The Final Exam will be available on Canvas during the last week of the Fall Quarter (December 9-13). This means that you must take the exam sometime between 12:00 AM Monday, December 9 and 11:59 PM Friday, December 13. You may take the exam twice: the higher grade will be recorded.

I welcome your questions and comments! Please feel free to contact me with these, or with any concerns or issues you may have, via email or during my office hours.

Happy Shooting!

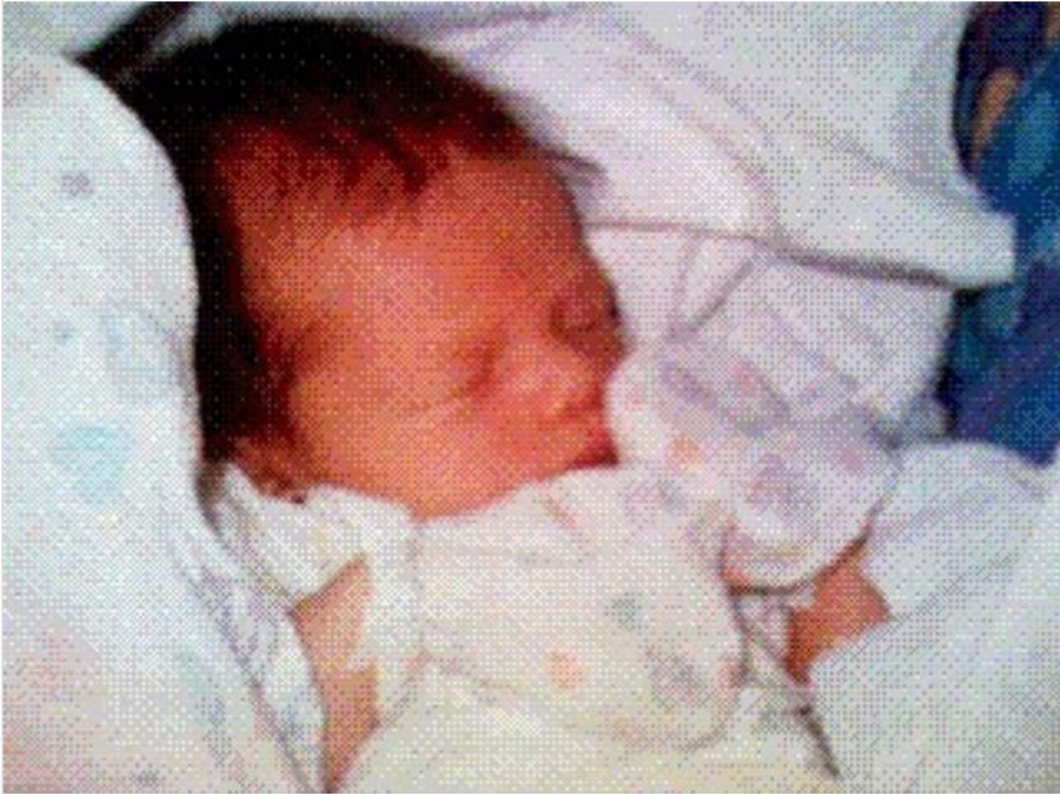


Steve Sasson in 1975 with his invention: the first digital camera (it recorded to a cassette tape...!).



photographyneverdies
117 followers

[View Profile](#)



[View More on Instagram](#)



18 likes

photographyneverdies

The First Camera Phone Photo. Sophie, daughter of Philippe Kahn, the inventor. Santa Cruz on June 1997 at Sutter Maternity Clinic. By Philippe Kahn, the inventor. Until Proven Otherwise. From the series UNTIL PROVEN OTHERWISE - On The Evidence Of The First Photos by Francesca Seravalle. Courtesy by Philippe Kahn.

#photographyneverdies #firstphotos #esk #wro2016 #wroclove #cameraphone #camera #photo #phone #untilprovenotherwise #francescaseravalle #philippe Kahn

The first camera phone photo, taken in 1997!!

PHOTOGRAPHIC RESOURCES

Foto Express

304 East Santa Clara Street #C, San Jose
408-971-3977

Bear Images

198 Mississippi St, San Francisco
(650) 321-2327

Kaufmann's Cameras

1502 El Camino Real, San Mateo
(650) 574-3429

San Jose Camera and Video

1600 S Winchester Blvd
Campbell (408) 374-1880

Online:

B&H Photo

800.894.9703 / 212.502.6230
<http://www.bhphotovideo.com>

Freestyle Photographic Supplies

800.292.6137
<http://www.freestylephoto.biz>