

De Anza College Office of Institutional Research and Planning

To: Lauren Balducci, Dean of Counseling and Disability Support Programs & Services and Title IX Coordinator

From: Mallory Newell, Director of Institutional Research, Planning and Accreditation

Date: 11/7/2024

Subject: Title IX Student Survey, Fall 2024

The Title IX online survey was sent by the Office of Communications to students enrolled during fall 2024 quarter. The survey was sent to 17,411 student enrollees. A total of 499 responses were collected between May 18, 2021 and May 28, 2021 for a response rate of 3%.

Survey Highlights

Demographics

- Most of the survey respondents are in their first quarter at De Anza (43%), followed by 8 or more quarters (19%) and 4 to 5 quarters (13%).
- Respondents are likely to be between 18 to 24 years old (58%), Asian (41%) or White (23%), equally distributed between female and male (45%) and heterosexual (71%).

General Climate

- 89% (390) of respondents “agreed” or “strongly agreed” they feel safe at De Anza.
- 48% (211) of respondents “agreed” or “strongly agreed” they know where to report sexual harassment, misconduct or assault issues on campus.
- 46% (203) of respondents “agreed” or “strongly agreed” they know how to report sexual harassment, misconduct or assault issues on campus.
- 51% (224) of respondents “agreed” or “strongly agreed” they know where to find sexual harassment / Title IX information on the De Anza website.
- 70% (308) of respondents “agreed” or “strongly agreed” they would feel comfortable reporting sexual harassment, misconduct or assault issues to a De Anza employee.

eCheckup To Go Sexual Violence Prevention Program

- 18% (79) of respondents indicated they have completed the eCheckup To Go Sexual Violence Prevention Program, which is available as a student app in MyPortal.
- Of the respondents who accessed eCheckup, 85% (68) of respondents indicated they found the eCheckup To Go Sexual Violence Prevention Program training “very useful”.

Leadership, Policies and Reporting Perceptions

- 63% (228) of respondents “agreed” or “strongly agreed” college officials would handle sexual harassment, misconduct or assault reports in a fair and responsible manner.
- 68% (246) of respondents “agreed” or “strongly agreed” the college will implement the formal procedures to address Title IX reports of any sexual harassment, misconduct or assault fairly.
- 65% (234) of respondents “agreed” or “strongly agreed” the college would implement formal procedures before they take corrective action against the offender.
- 62% (225) of respondents “agreed” or “strongly agreed” the college would implement the same formal procedures before they take corrective action if the offender was a De Anza College employee.
- 66% (238) of respondents “agreed” or “strongly agreed” the college would take steps to protect the person making the report from retaliation.

Behavior and Consent

- Respondents were asked to rate on a scale from 1 to 5, with 1 being strongly disagree and 5 being strongly agree, their level of agreement with the statements listed below. Results are summarized for responses rated as a 1 or 2.
 - 81% (267) of respondents disagreed that if someone goes to a room alone with another person at a party, it is their own fault if they are sexually assaulted.
 - 49% (163) of respondents disagreed that if someone hooks up with a lot of people, eventually they are going to get into trouble.
 - 61% (200) of respondents disagreed that people don’t usually intend to sexually assault another person, but sometimes they get too sexually carried away.
 - 74% (243) of respondents disagreed that if someone is sexually assaulted while they are drunk, they are at least somewhat responsible for what happened.
 - 54% (176) of respondents disagreed that if someone is drunk, they might sexually assault someone unintentionally.
 - 85% (277) of respondents disagreed that if someone doesn’t physically fight back, you can’t really say they were sexually assaulted.
 - 78% (252) of respondents disagreed that if someone doesn’t say “no,” they can’t claim sexual assault.
 - 57% (183) of respondents disagreed that many times, people who say they were sexually assaulted agreed to have sex and then regret it.

Sexual Assault Perceptions

- Respondents were asked to rate on a scale from 1 to 5, with 1 being not likely and 5 being extremely likely, with their likely engagement in the following activities listed below. Results are summarized for responses rated as a 4 or 5.

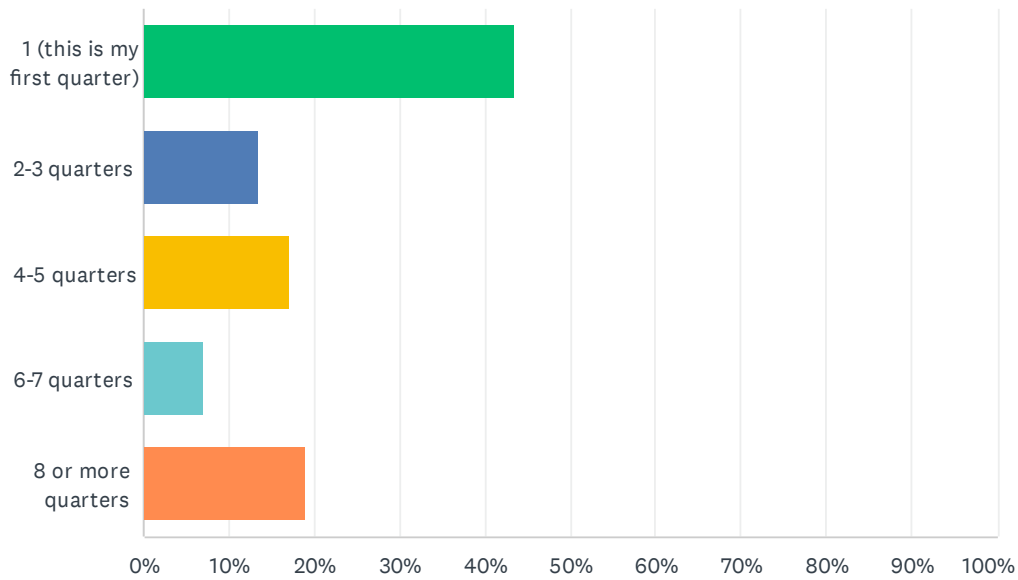
- 73% (203) of respondents were likely to: I ask for verbal consent when I am intimate with my partner, even if we are in a long-term relationship.
- 87% (244) of respondents were likely to: I stop having sex with a partner if they say to stop, even if it started consensually.
- 76% (212) of respondents were likely to: I decide not to have sex with a partner if they are drunk.
- 86% (236) of respondents were likely to: I stop sexual activity when asked to, even if I am already sexually aroused.
- 83% (235) of respondents were likely to: I'll confront a friend who plans to give someone alcohol to initiate sex.
- 87% (248) of respondents were likely to: I'll confront a friend who is hooking up with someone who is passed out.
- 67% (191) of respondents were likely to: I'll challenge a friend who uses insulting words to describe someone.
- 61% (174) of respondents were likely to agree: I'll challenge a friend who made a sexist joke.

Sexual Misconduct

- 4% (13) of respondents have experienced unwanted behavior on campus, in an online class, or through a college sponsored activity.
- Respondents were probed about the unwanted behavior and whether they confided in anyone. Answer choices were provided and respondents could select more than one response. Respondents indicated the type of unwanted behavior was sexual harassment (7), stalking (5) and/or unwanted contact while/after drinking alcohol (4).
- Of the respondents who experienced unwanted behavior, 43% (6) indicated they did not know who was involved in the unwanted behavior, while 21% (3) indicated it was a friend.
- Of the respondents who experienced unwanted behavior, 83% (10) indicated they told someone. Respondents indicated they told a close friend other than a roommate (6) and/or a college employee (4). 17% (2) indicated they did not tell anyone, the reasons for not telling anyone included wanted to forget it happened (1), didn't think other would think it was serious (1), and thought I would be blamed for what happened (1), among other options.
- 44% (4) of respondents made a formal report of the incident using De Anza College's formal reporting process.
- 75% (3) of respondents indicated the college's formal process helped them deal with the incident.

Q1 How many quarters have you been a student at De Anza College?

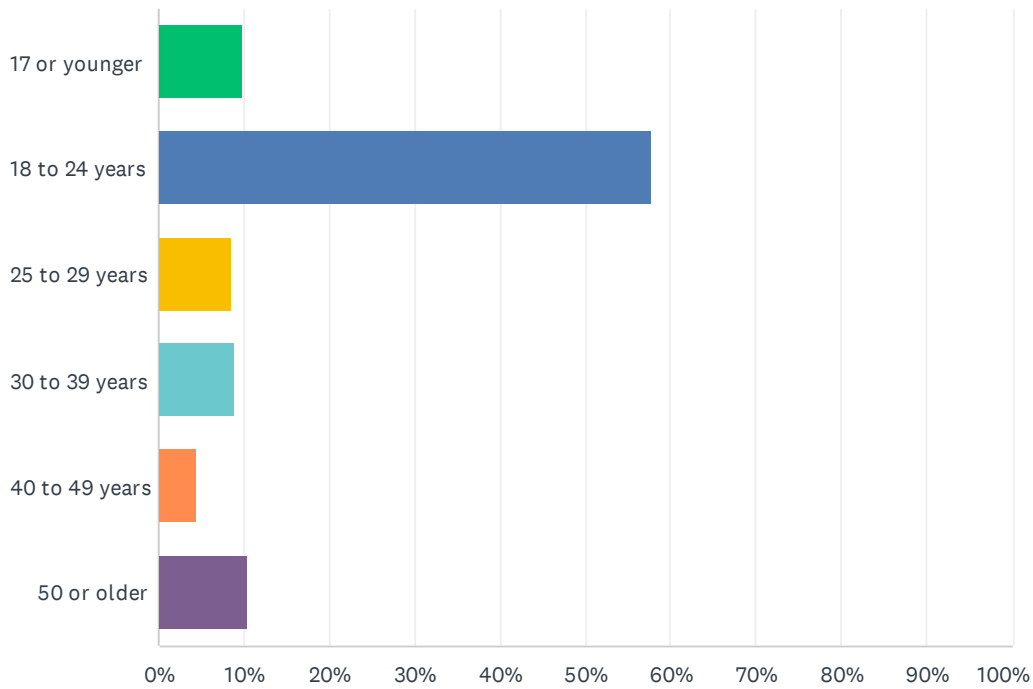
Answered: 499 Skipped: 3



ANSWER CHOICES	RESPONSES	
1 (this is my first quarter)	43.49%	217
2-3 quarters	13.43%	67
4-5 quarters	17.03%	85
6-7 quarters	7.01%	35
8 or more quarters	19.04%	95
TOTAL		499

Q2 What is your age?

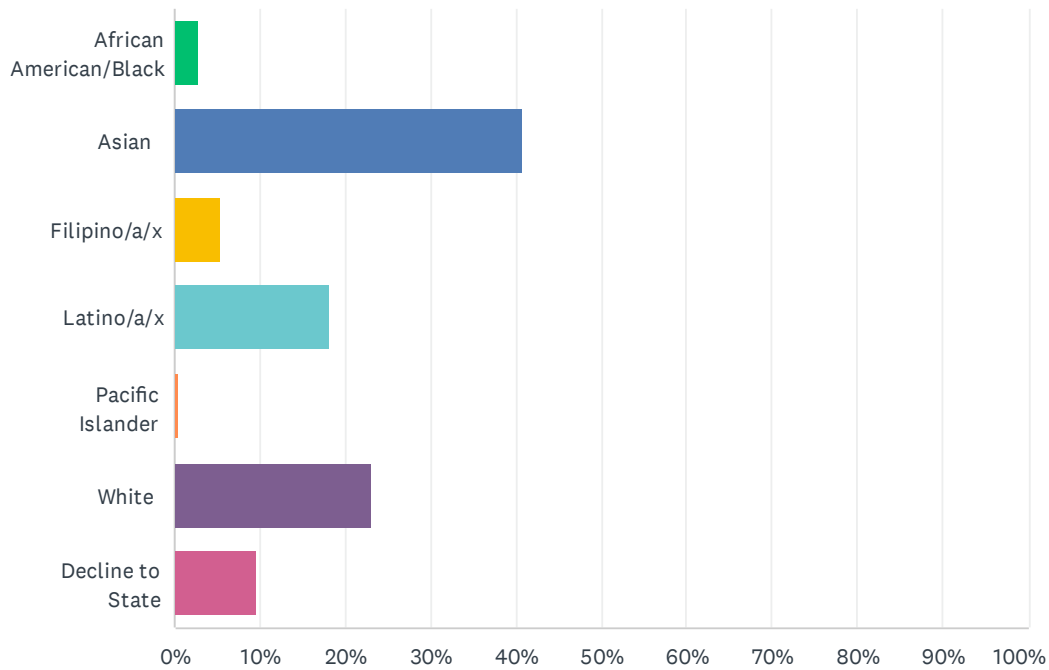
Answered: 498 Skipped: 4



ANSWER CHOICES	RESPONSES	
17 or younger	9.84%	49
18 to 24 years	57.83%	288
25 to 29 years	8.43%	42
30 to 39 years	9.04%	45
40 to 49 years	4.42%	22
50 or older	10.44%	52
TOTAL		498

Q3 Which ethnic group do you most identify with? (select all that apply)

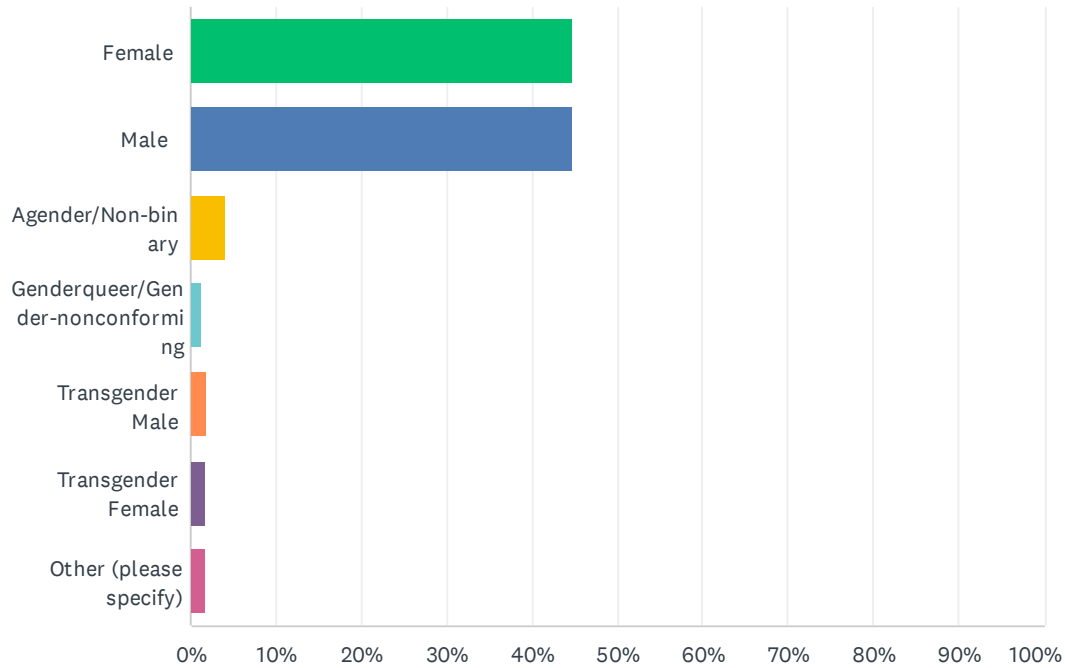
Answered: 494 Skipped: 8



ANSWER CHOICES	RESPONSES	
African American/Black	2.83%	14
Asian	40.69%	201
Filipino/a/x	5.26%	26
Latino/a/x	18.22%	90
Pacific Islander	0.40%	2
White	23.08%	114
Decline to State	9.51%	47
TOTAL		494

Q4 Which gender do you most identify with?

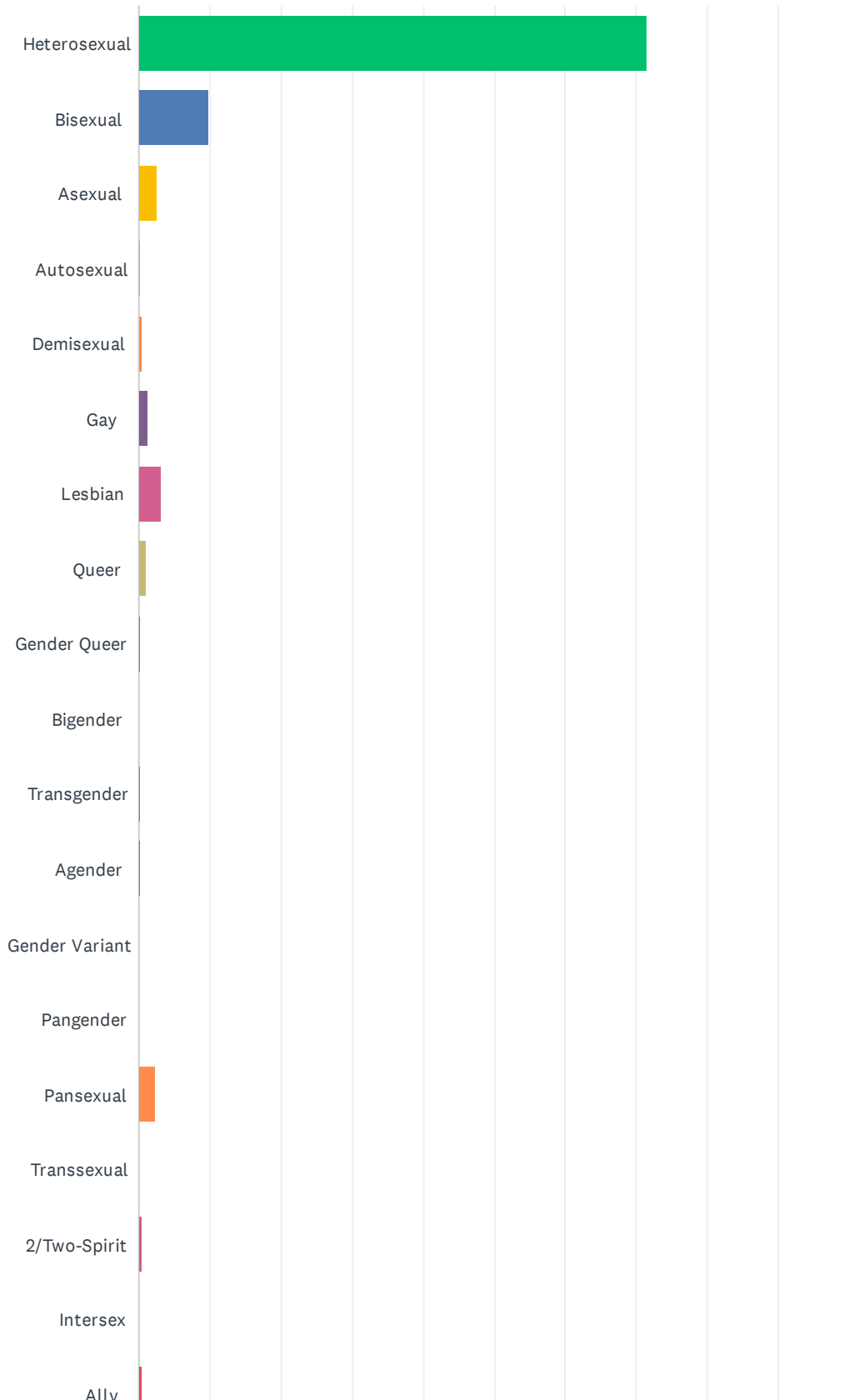
Answered: 495 Skipped: 7



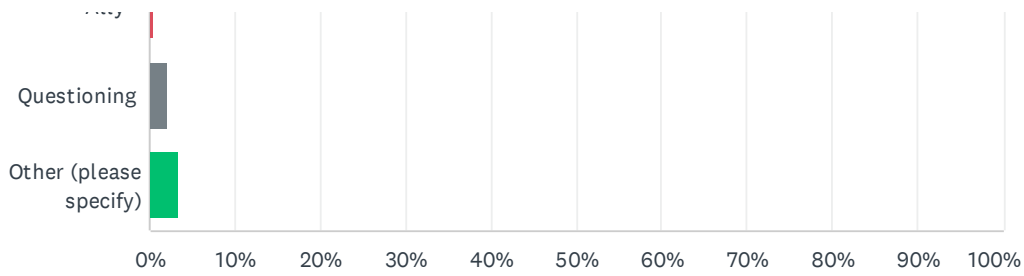
ANSWER CHOICES	RESPONSES	
Female	44.85%	222
Male	44.85%	222
Agender/Non-binary	4.04%	20
Genderqueer/Gender-nonconforming	1.21%	6
Transgender Male	1.82%	9
Transgender Female	1.62%	8
Other (please specify)	1.62%	8
TOTAL		495

Q5 Which term best describes your sexual orientation?

Answered: 456 Skipped: 46



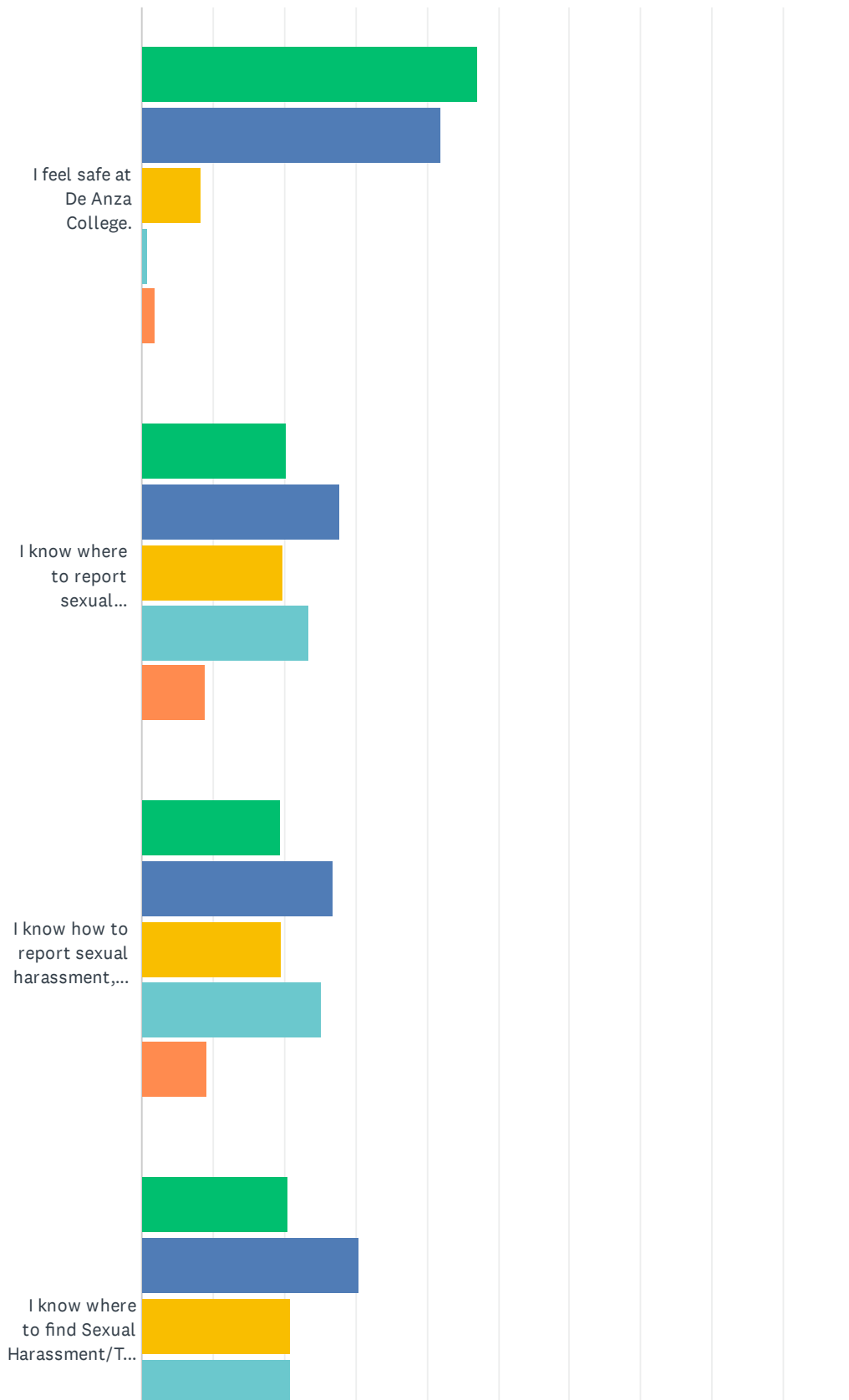
De Anza College - Title IX Survey - Fall 2024



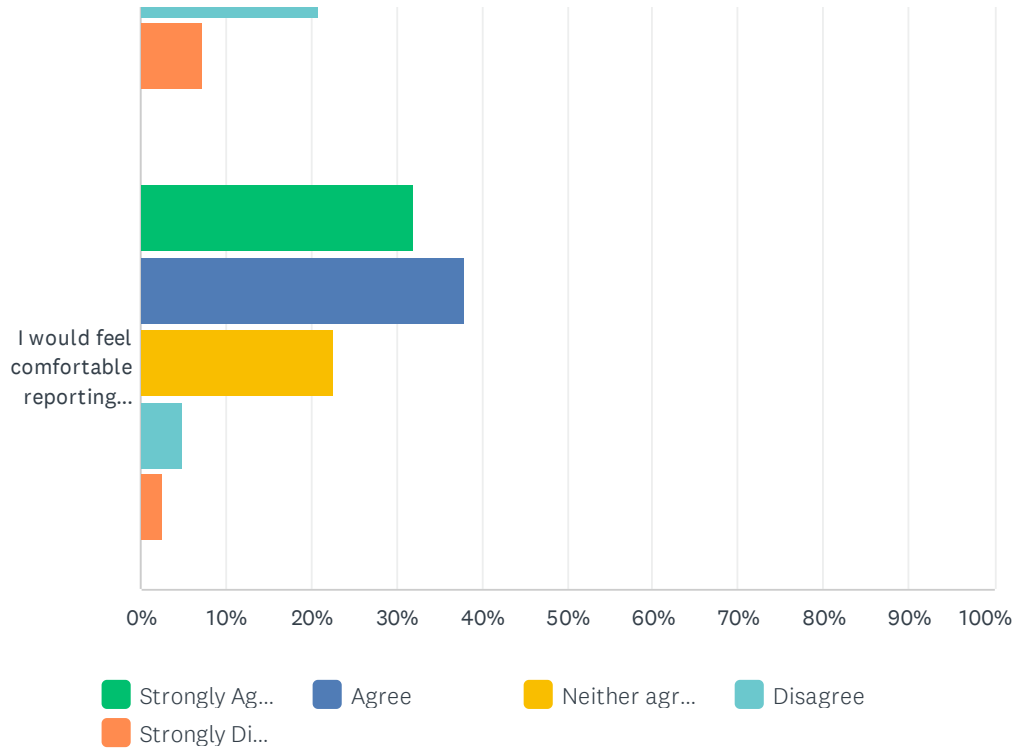
ANSWER CHOICES	RESPONSES	
Heterosexual	71.49%	326
Bisexual	9.87%	45
Asexual	2.63%	12
Autosexual	0.22%	1
Demisexual	0.44%	2
Gay	1.32%	6
Lesbian	3.29%	15
Queer	1.10%	5
Gender Queer	0.22%	1
Bigender	0.00%	0
Transgender	0.22%	1
Agender	0.22%	1
Gender Variant	0.00%	0
Pangender	0.00%	0
Pansexual	2.41%	11
Transsexual	0.00%	0
2/Two-Spirit	0.44%	2
Intersex	0.00%	0
Ally	0.44%	2
Questioning	2.19%	10
Other (please specify)	3.51%	16
TOTAL		456

Q6 Please provide your level of agreement with the following statements:

Answered: 440 Skipped: 62



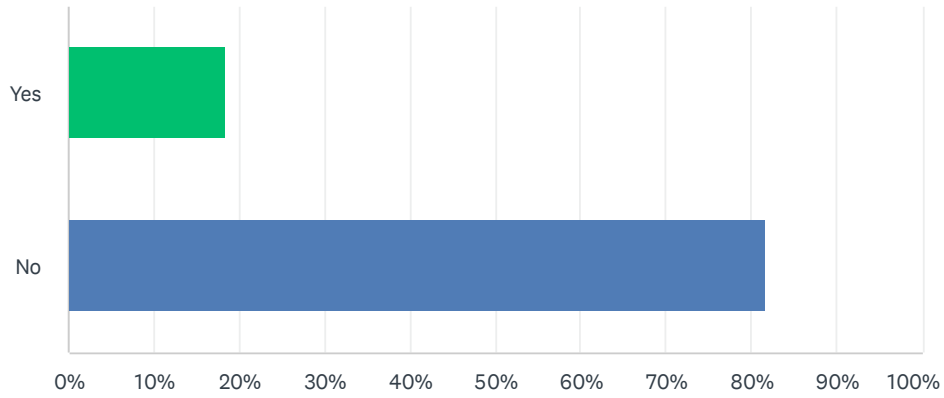
De Anza College - Title IX Survey - Fall 2024



	STRONGLY AGREE	AGREE	NEITHER AGREE NOR DISAGREE	DISAGREE	STRONGLY DISAGREE	TOTAL
I feel safe at De Anza College.	47.03% 206	42.01% 184	8.22% 36	0.91% 4	1.83% 8	438
I know where to report sexual harassment, misconduct, or assault issues on campus.	20.23% 89	27.73% 122	19.77% 87	23.41% 103	8.86% 39	440
I know how to report sexual harassment, misconduct or assault issues on campus.	19.32% 85	26.82% 118	19.55% 86	25.23% 111	9.09% 40	440
I know where to find Sexual Harassment/Title IX information on the De Anza website.	20.45% 90	30.45% 134	20.91% 92	20.91% 92	7.27% 32	440
I would feel comfortable reporting sexual harassment, misconduct, or assault issues to a De Anza employee.	32.05% 141	37.95% 167	22.50% 99	5.00% 22	2.50% 11	440

Q7 I have completed the eCheckup To Go Sexual Violence Prevention Program, which is available as a student app in MyPortal.

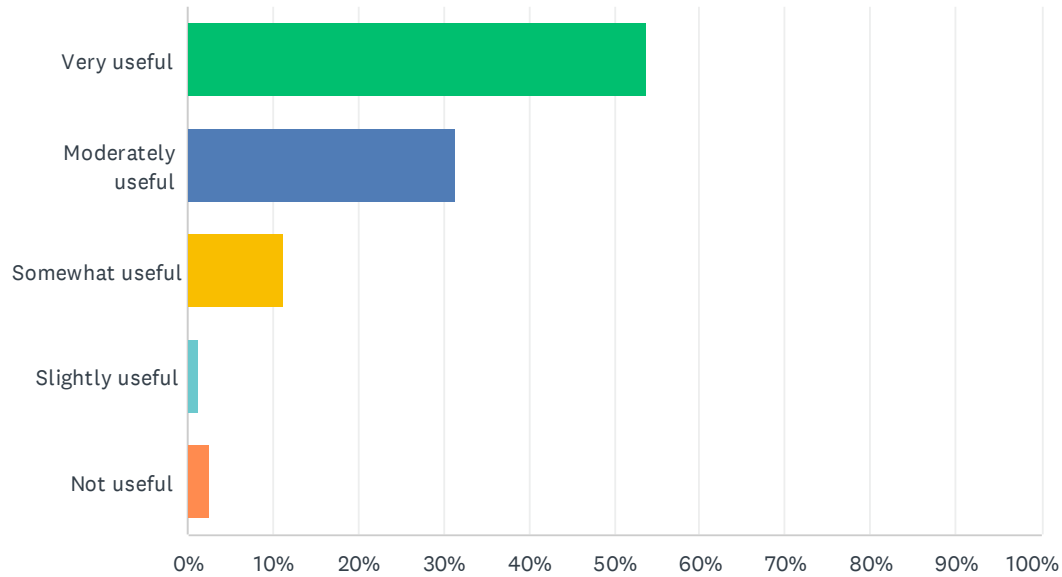
Answered: 431 Skipped: 71



ANSWER CHOICES	RESPONSES	
Yes	18.33%	79
No	81.67%	352
TOTAL		431

Q8 How useful did you think the eCheckup To Go Sexual Violence Prevention Program training was?

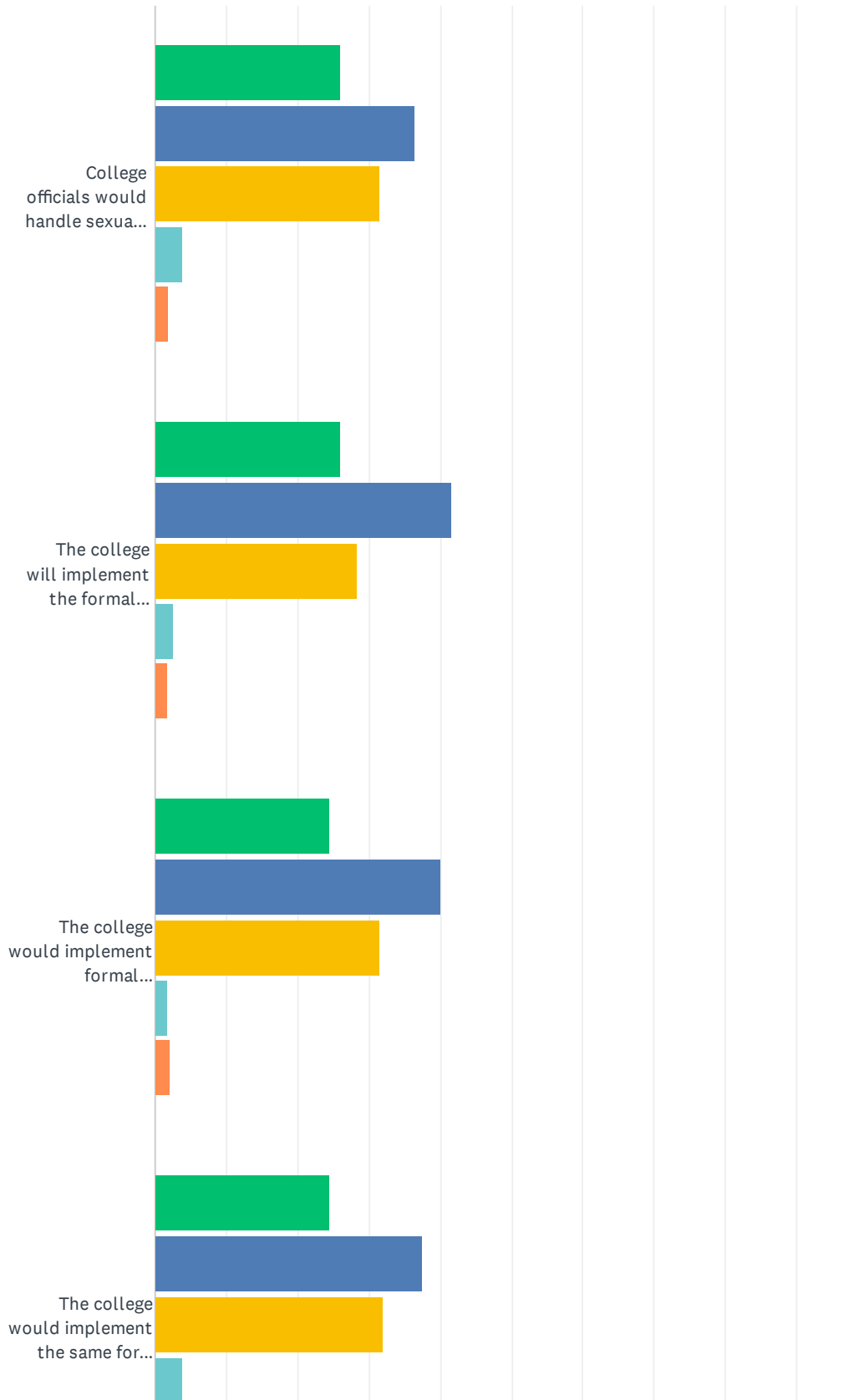
Answered: 80 Skipped: 422



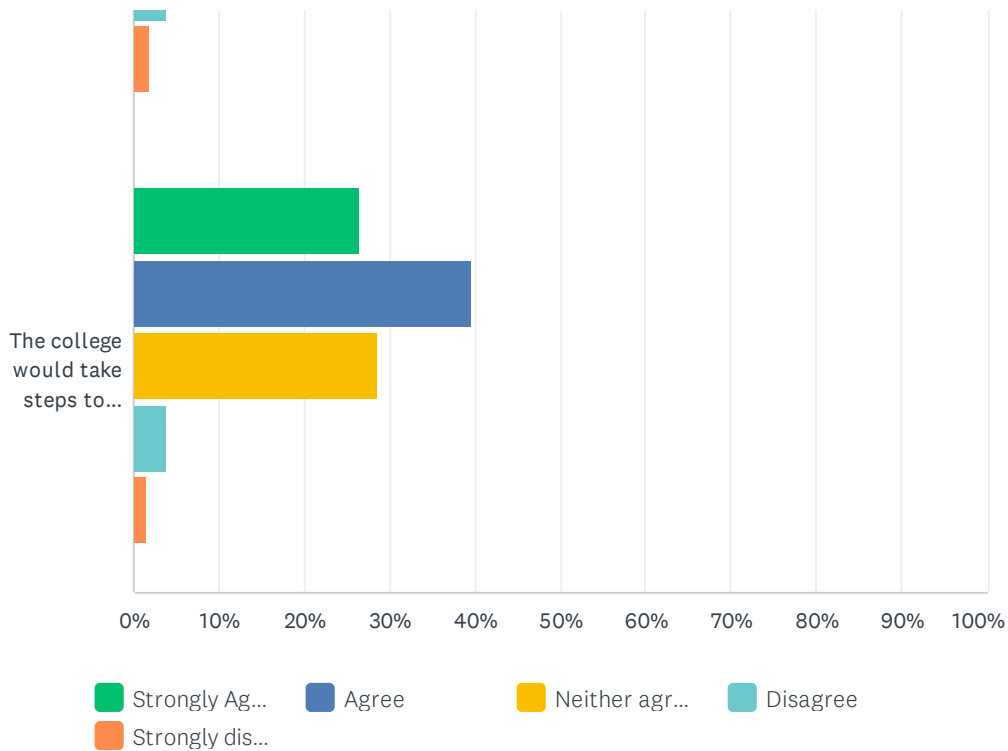
ANSWER CHOICES	RESPONSES	
Very useful	53.75%	43
Moderately useful	31.25%	25
Somewhat useful	11.25%	9
Slightly useful	1.25%	1
Not useful	2.50%	2
TOTAL		80

Q9 Please provide your level of agreement with each statement:

Answered: 365 Skipped: 137



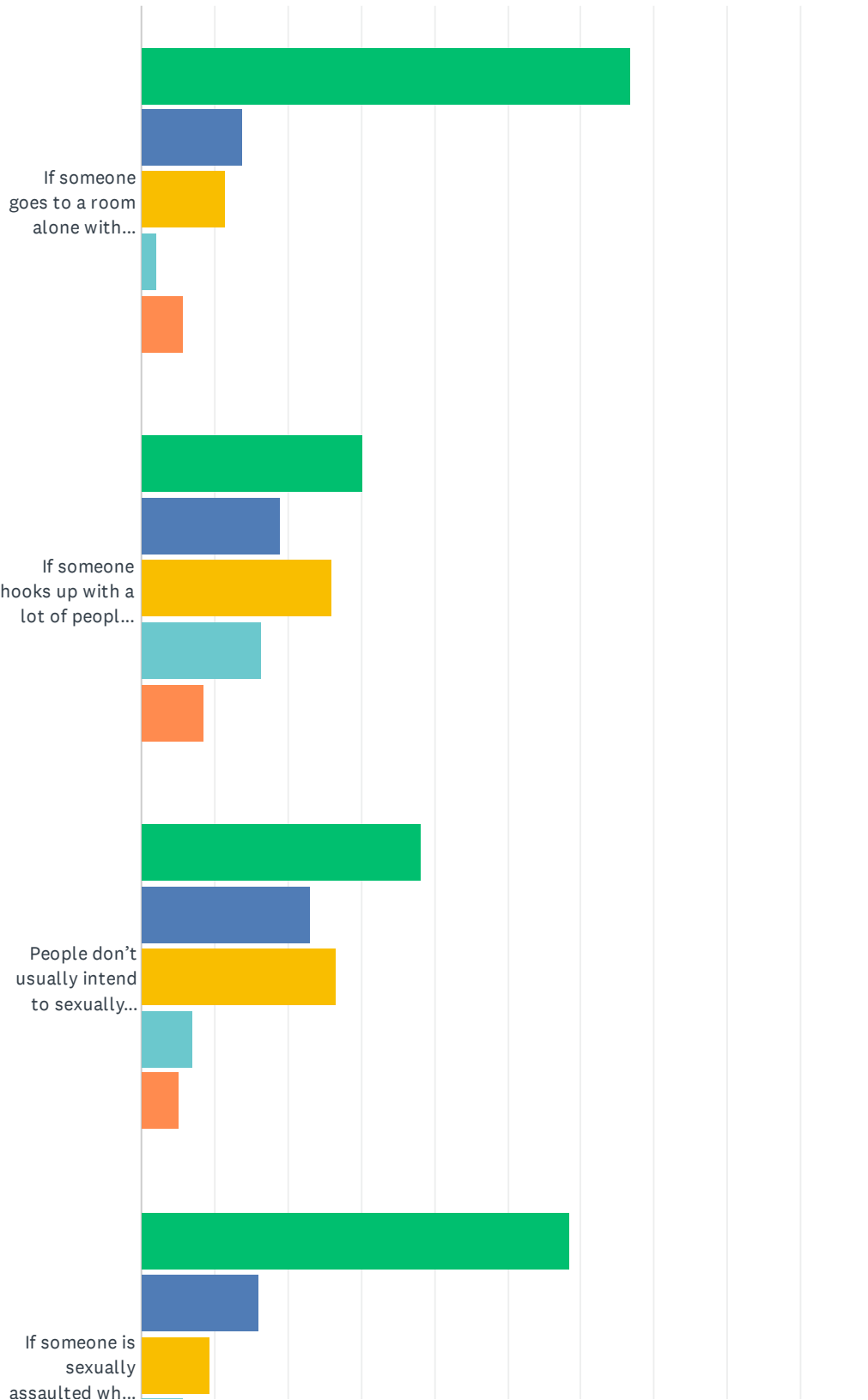
De Anza College - Title IX Survey - Fall 2024



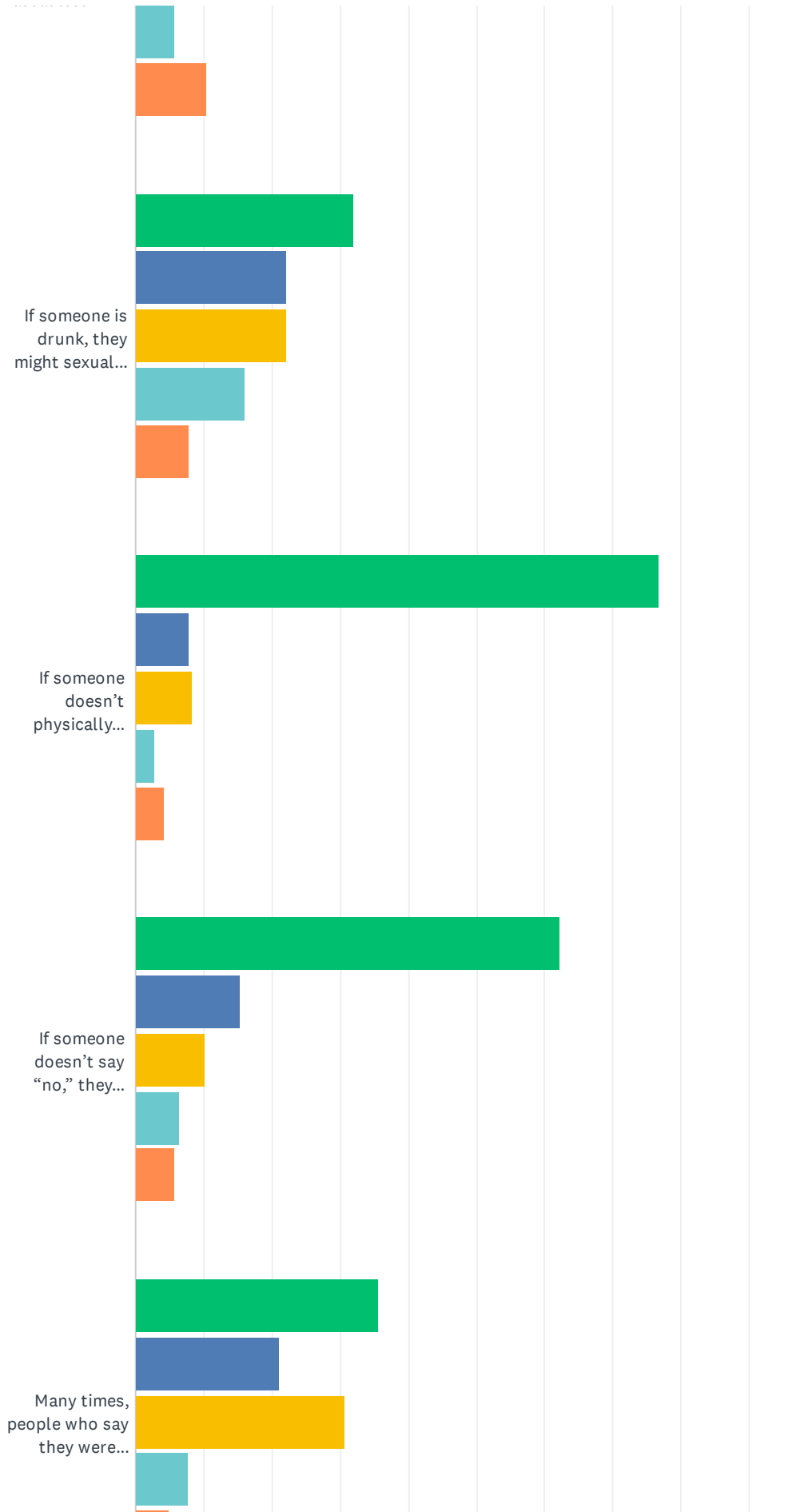
	STRONGLY AGREE	AGREE	NEITHER AGREE NOR DISAGREE	DISAGREE	STRONGLY DISAGREE	TOTAL
College officials would handle sexual harassment, misconduct, or assault reports in a fair and responsible manner.	26.10% 95	36.54% 133	31.59% 115	3.85% 14	1.92% 7	364
The college will implement the formal procedures to address Title IX reports of any sexual harassment, misconduct, and/or assault fairly.	26.10% 95	41.48% 151	28.30% 103	2.47% 9	1.65% 6	364
The college would implement formal procedures before they take corrective action against the offender.	24.59% 89	40.06% 145	31.49% 114	1.66% 6	2.21% 8	362
The college would implement the same formal procedures before they take corrective action if the offender was a De Anza College employee.	24.59% 89	37.57% 136	32.04% 116	3.87% 14	1.93% 7	362
The college would take steps to protect the person making the report from retaliation.	26.39% 95	39.72% 143	28.61% 103	3.89% 14	1.39% 5	360

Q10 Please rate your level of agreement with the following statements, using a scale from 1 (strongly disagree) to 5 (strongly agree).

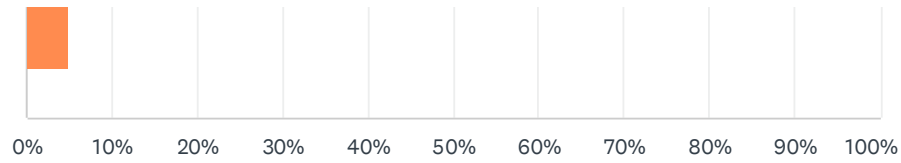
Answered: 331 Skipped: 171



De Anza College - Title IX Survey - Fall 2024



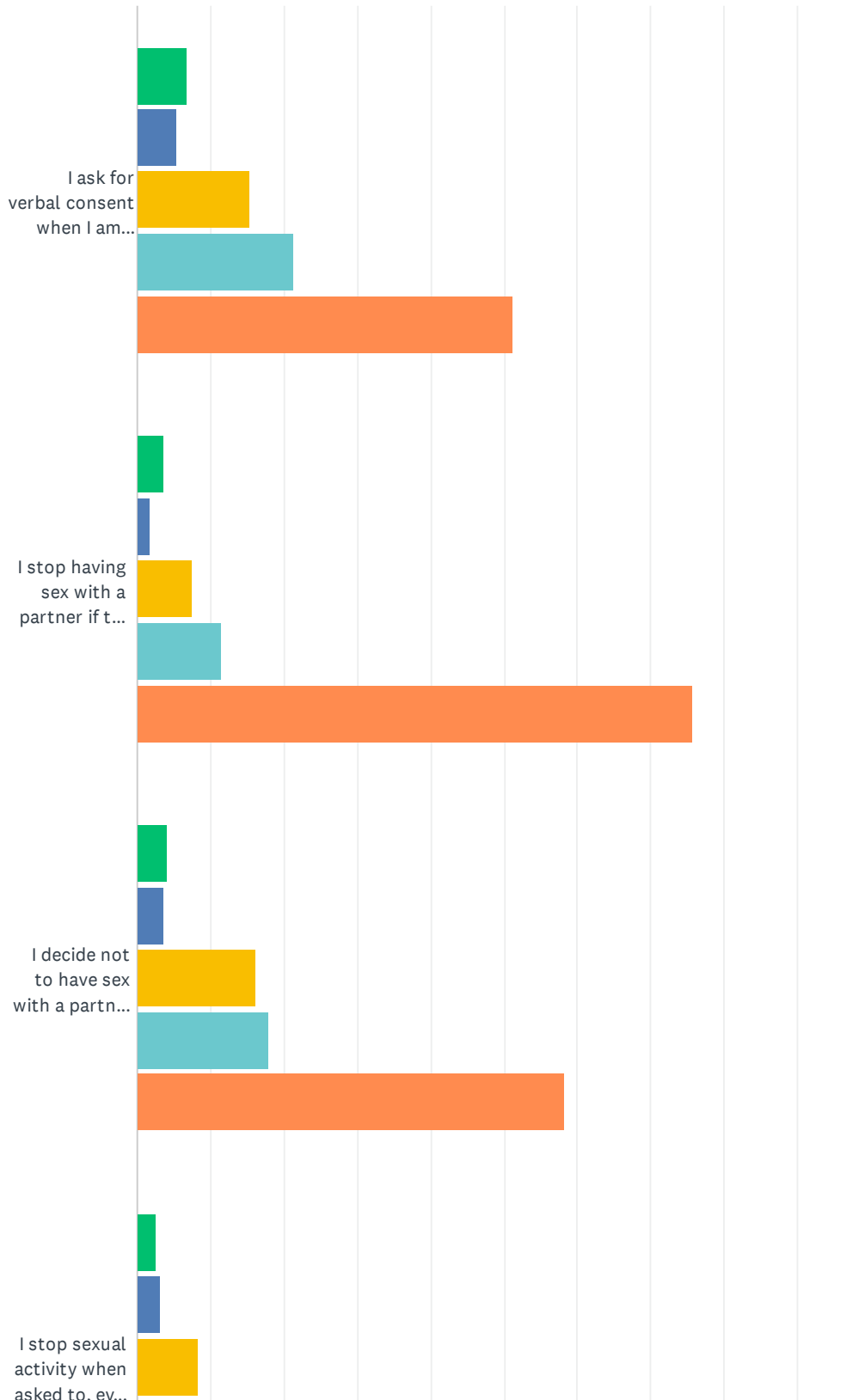
De Anza College - Title IX Survey - Fall 2024



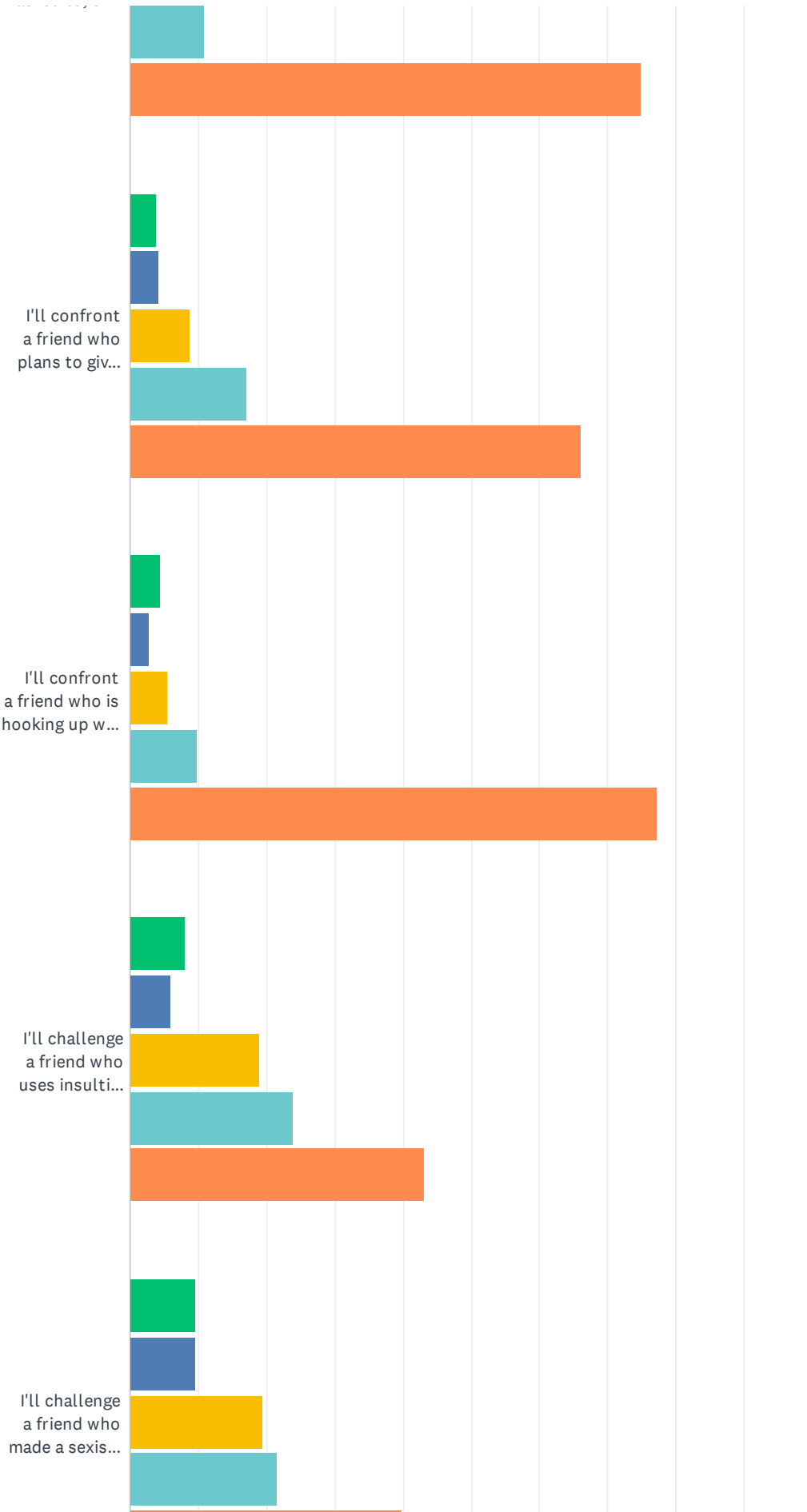
	STRONGLY DISAGREE - 1	2	3	4	STRONGLY AGREE - 5	TOTAL
If someone goes to a room alone with another person at a party, it is their own fault if they are sexually assaulted.	66.77% 221	13.90% 46	11.48% 38	2.11% 7	5.74% 19	331
If someone hooks up with a lot of people, eventually they are going to get into trouble.	30.21% 100	19.03% 63	25.98% 86	16.31% 54	8.46% 28	331
People don't usually intend to sexually assault another person, but sometimes they get too sexually carried away.	38.23% 125	22.94% 75	26.61% 87	7.03% 23	5.20% 17	327
If someone is sexually assaulted while they are drunk, they are at least somewhat responsible for what happened.	58.41% 191	15.90% 52	9.48% 31	5.81% 19	10.40% 34	327
If someone is drunk, they might sexually assault someone unintentionally.	31.90% 104	22.09% 72	22.09% 72	15.95% 52	7.98% 26	326
If someone doesn't physically fight back, you can't really say they were sexually assaulted.	76.76% 251	7.95% 26	8.26% 27	2.75% 9	4.28% 14	327
If someone doesn't say "no," they can't claim sexual assault.	62.15% 202	15.38% 50	10.15% 33	6.46% 21	5.85% 19	325
Many times, people who say they were sexually assaulted agreed to have sex and then regret it.	35.60% 115	21.05% 68	30.65% 99	7.74% 25	4.95% 16	323

Q11 How likely are you to engage in the following activities? Please answer on a scale from 1 (not likely) to 5 (extremely likely).

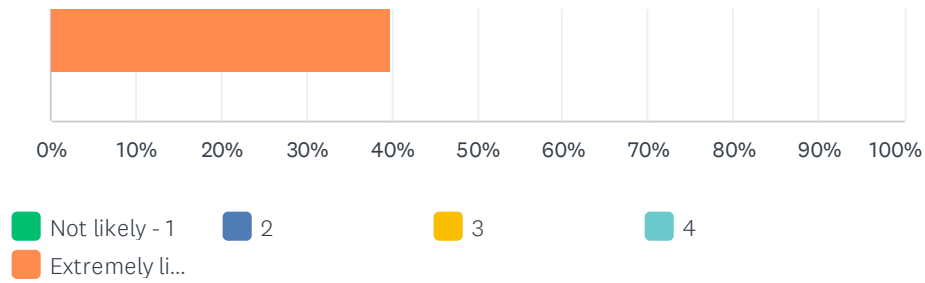
Answered: 291 Skipped: 211



De Anza College - Title IX Survey - Fall 2024



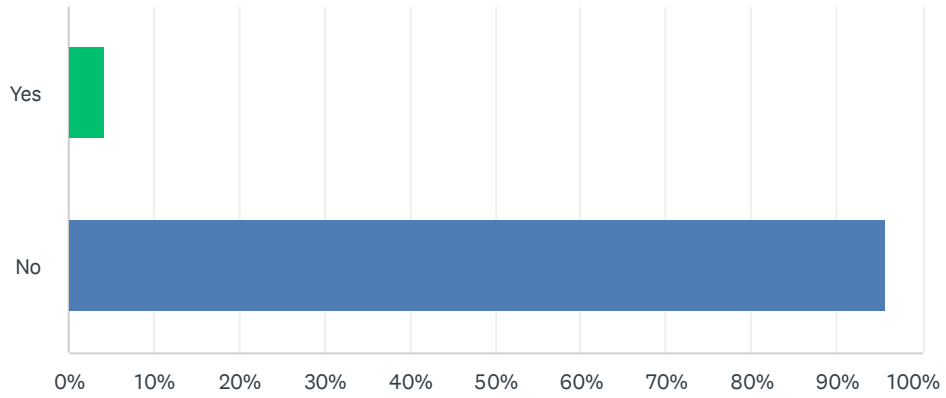
De Anza College - Title IX Survey - Fall 2024



	NOT LIKELY - 1	2	3	4	EXTREMELY LIKELY - 5	TOTAL
I ask for verbal consent when I am intimate with my partner, even if we are in a long-term relationship.	6.79% 19	5.36% 15	15.36% 43	21.43% 60	51.07% 143	280
I stop having sex with a partner if they say to stop, even if it started con-sensually.	3.57% 10	1.79% 5	7.50% 21	11.43% 32	75.71% 212	280
I decide not to have sex with a partner if they are drunk.	3.96% 11	3.60% 10	16.19% 45	17.99% 50	58.27% 162	278
I stop sexual activity when asked to, even if I am already sexually aroused.	2.55% 7	3.27% 9	8.36% 23	10.91% 30	74.91% 206	275
I'll confront a friend who plans to give someone alcohol to initiate sex.	3.89% 11	4.24% 12	8.83% 25	16.96% 48	66.08% 187	283
I'll confront a friend who is hooking up with someone who is passed out.	4.56% 13	2.81% 8	5.61% 16	9.82% 28	77.19% 220	285
I'll challenge a friend who uses insulting words to describe someone.	8.07% 23	5.96% 17	18.95% 54	23.86% 68	43.16% 123	285
I'll challenge a friend who made a sexist joke.	9.54% 27	9.54% 27	19.43% 55	21.55% 61	39.93% 113	283

Q12 Have you experienced unwanted behavior on campus or through a college sponsored activity?

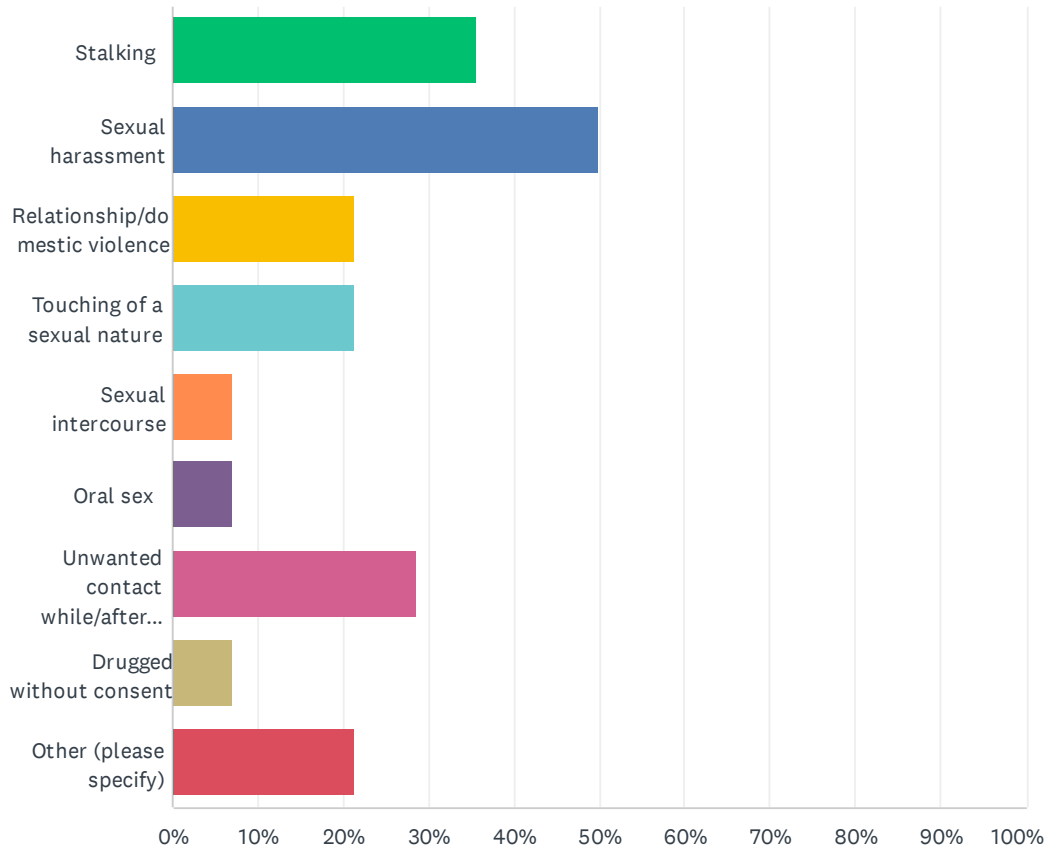
Answered: 304 Skipped: 198



ANSWER CHOICES	RESPONSES	
Yes	4.28%	13
No	95.72%	291
TOTAL		304

Q13 What kind of unwanted behavior have you experienced? (select all that apply).

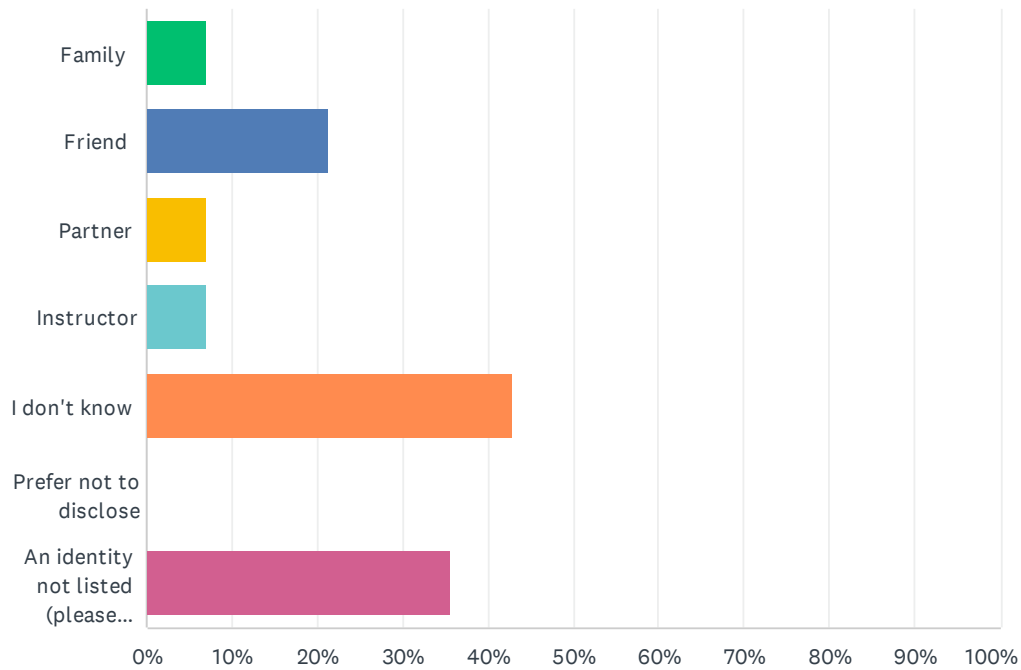
Answered: 14 Skipped: 488



ANSWER CHOICES	RESPONSES	
Stalking	35.71%	5
Sexual harassment	50.00%	7
Relationship/domestic violence	21.43%	3
Touching of a sexual nature	21.43%	3
Sexual intercourse	7.14%	1
Oral sex	7.14%	1
Unwanted contact while/after drinking alcohol	28.57%	4
Drugged without consent	7.14%	1
Other (please specify)	21.43%	3
Total Respondents: 14		

Q14 Who did the unwanted behavior involve?

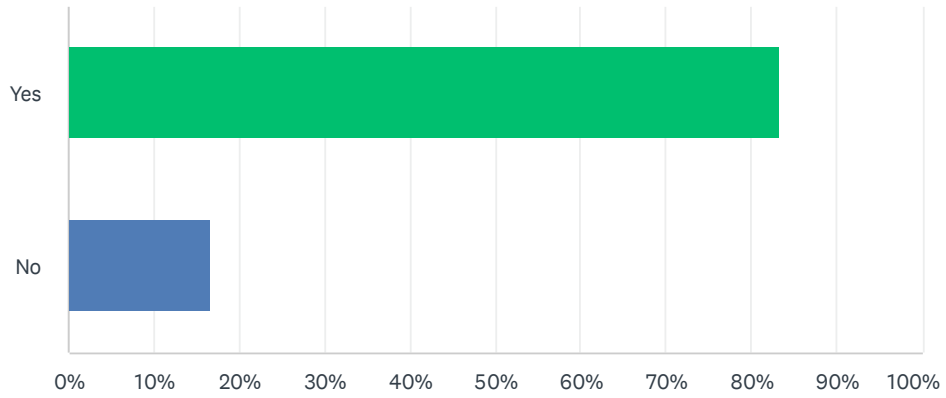
Answered: 14 Skipped: 488



ANSWER CHOICES	RESPONSES	
Family	7.14%	1
Friend	21.43%	3
Partner	7.14%	1
Instructor	7.14%	1
I don't know	42.86%	6
Prefer not to disclose	0.00%	0
An identity not listed (please specify)	35.71%	5
Total Respondents: 14		

Q15 Did you tell anyone about the incident?

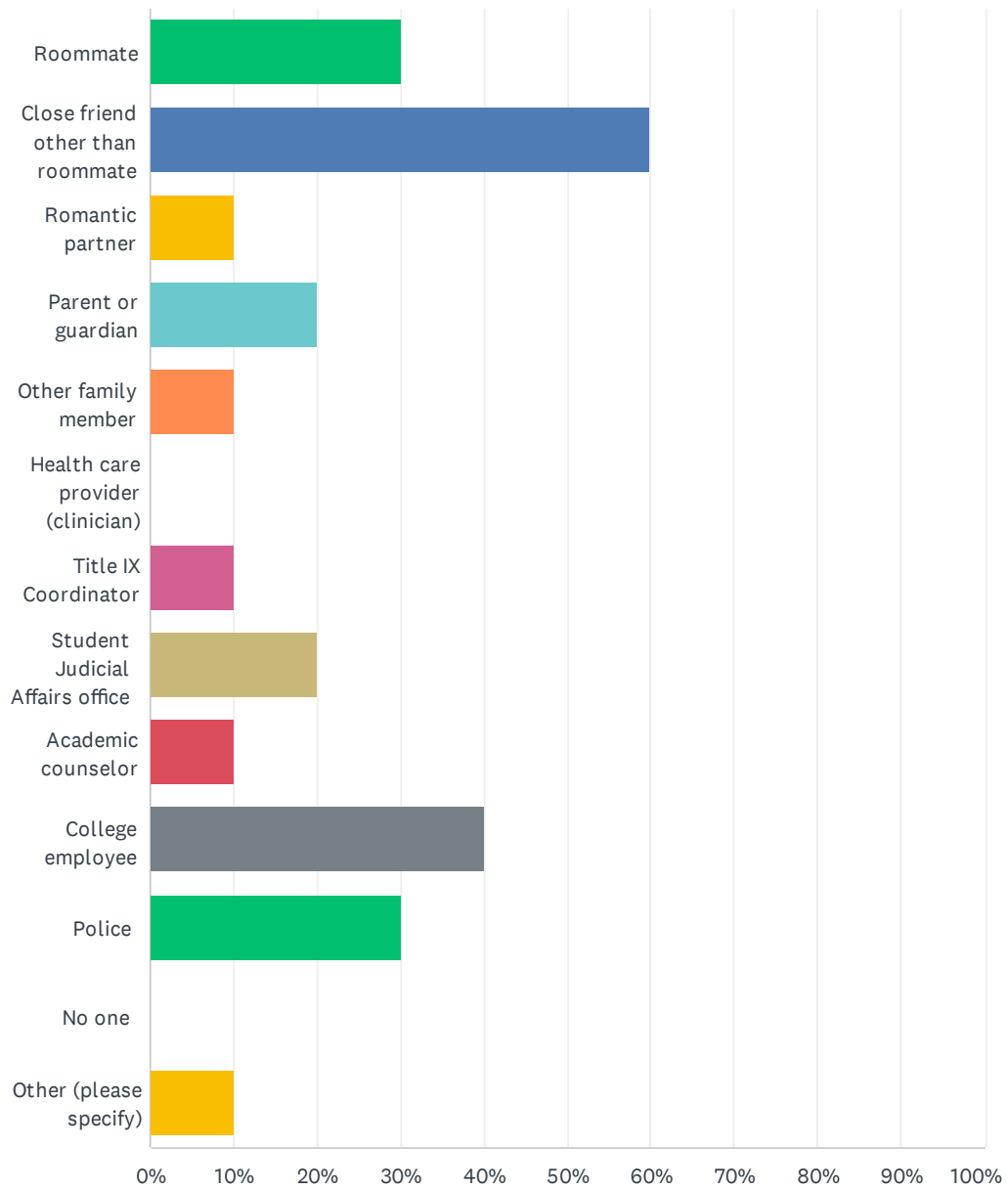
Answered: 12 Skipped: 490



ANSWER CHOICES	RESPONSES	
Yes	83.33%	10
No	16.67%	2
TOTAL		12

Q16 Who did you tell about the incident? (select all that apply)

Answered: 10 Skipped: 492

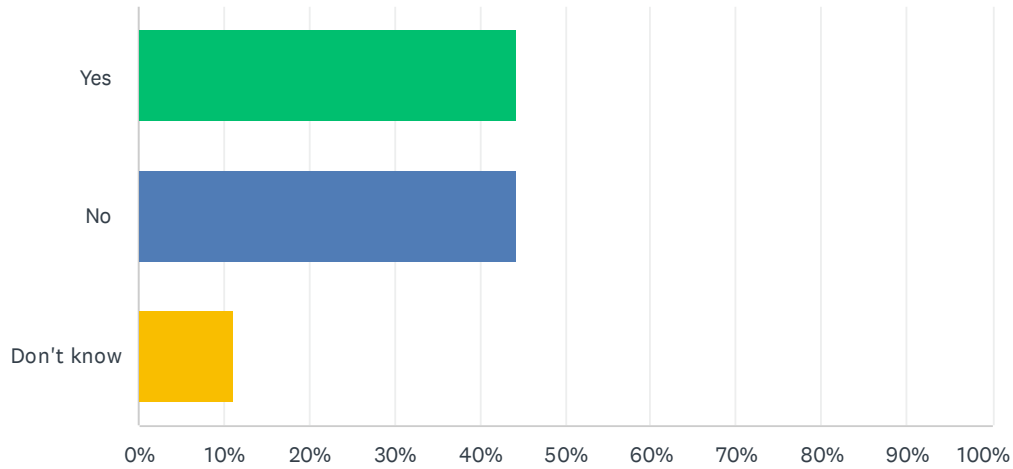


De Anza College - Title IX Survey - Fall 2024

ANSWER CHOICES	RESPONSES	
Roommate	30.00%	3
Close friend other than roommate	60.00%	6
Romantic partner	10.00%	1
Parent or guardian	20.00%	2
Other family member	10.00%	1
Health care provider (clinician)	0.00%	0
Title IX Coordinator	10.00%	1
Student Judicial Affairs office	20.00%	2
Academic counselor	10.00%	1
College employee	40.00%	4
Police	30.00%	3
No one	0.00%	0
Other (please specify)	10.00%	1
Total Respondents: 10		

Q17 Did you make a formal report of the incident(s) using De Anza College's formal reporting process?

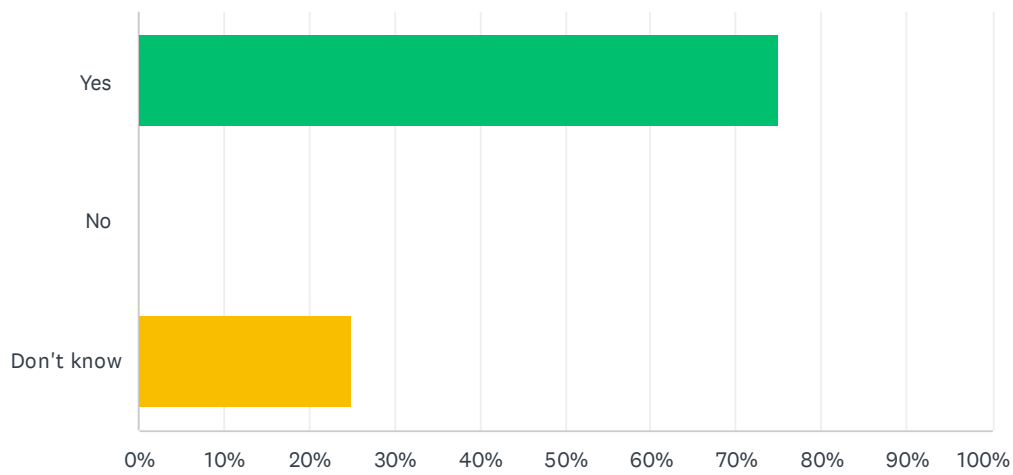
Answered: 9 Skipped: 493



ANSWER CHOICES	RESPONSES
Yes	44.44% 4
No	44.44% 4
Don't know	11.11% 1
TOTAL	9

Q18 Did the college's formal process help you deal with the incident?

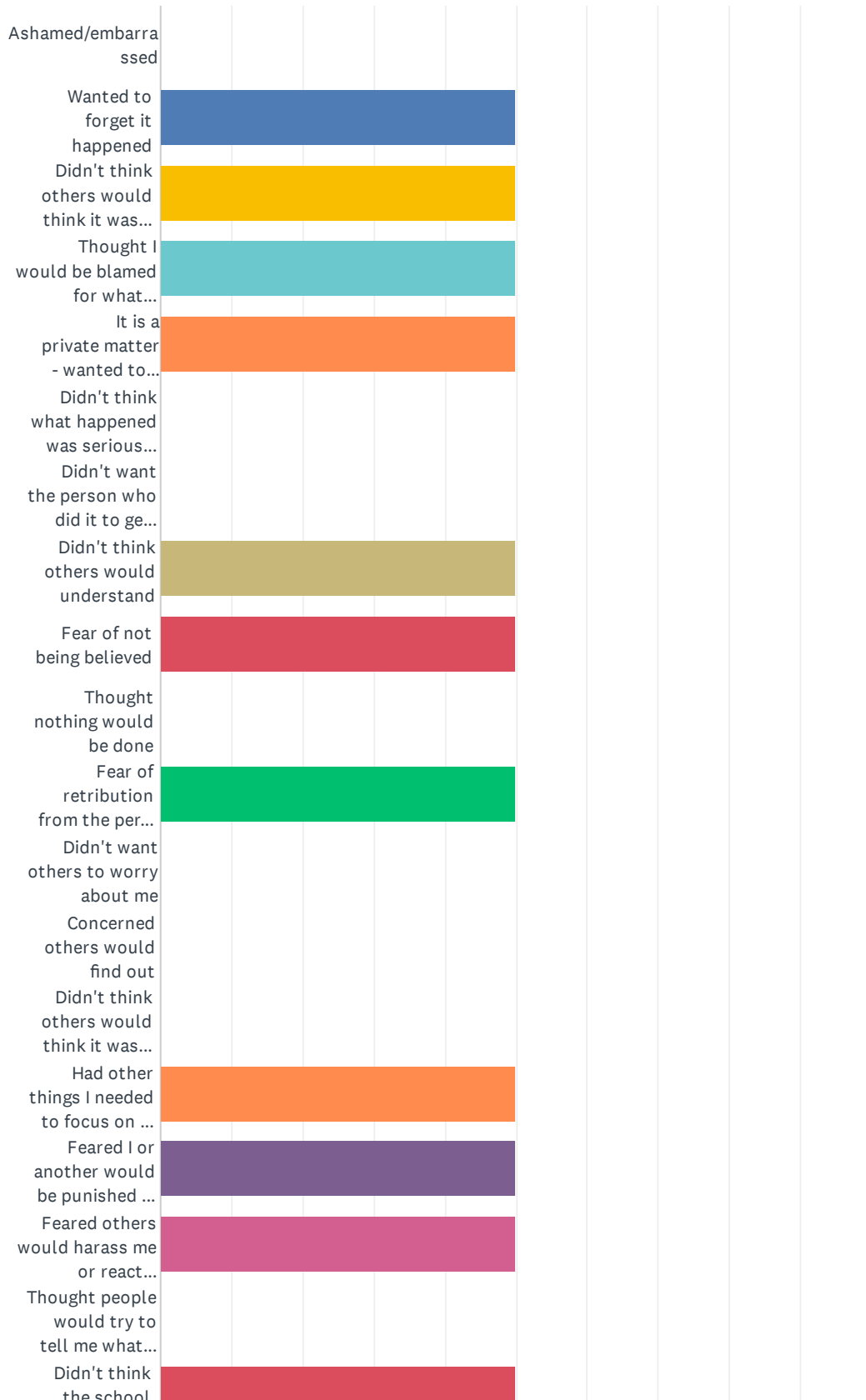
Answered: 4 Skipped: 498



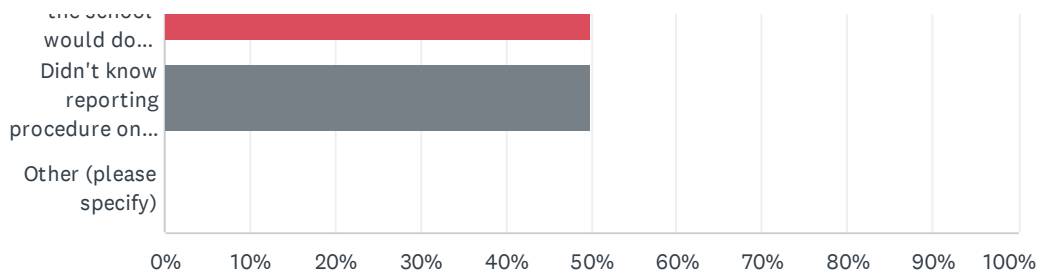
ANSWER CHOICES	RESPONSES	
Yes	75.00%	3
No	0.00%	0
Don't know	25.00%	1
TOTAL		4

Q19 Why did you choose not to tell anyone? (select all that apply)

Answered: 2 Skipped: 500



De Anza College - Title IX Survey - Fall 2024



ANSWER CHOICES	RESPONSES	
Ashamed/embarrassed	0.00%	0
Wanted to forget it happened	50.00%	1
Didn't think others would think it was serious	50.00%	1
Thought I would be blamed for what happened	50.00%	1
It is a private matter - wanted to deal with it on my own	50.00%	1
Didn't think what happened was serious enough to talk about	0.00%	0
Didn't want the person who did it to get in trouble	0.00%	0
Didn't think others would understand	50.00%	1
Fear of not being believed	50.00%	1
Thought nothing would be done	0.00%	0
Fear of retribution from the person who did it	50.00%	1
Didn't want others to worry about me	0.00%	0
Concerned others would find out	0.00%	0
Didn't think others would think it was important	0.00%	0
Had other things I needed to focus on and was concerned about class, work, etc.	50.00%	1
Feared I or another would be punished for infractions or violations	50.00%	1
Feared others would harass me or react negatively toward me	50.00%	1
Thought people would try to tell me what to do	0.00%	0
Didn't think the school would do anything about my report	50.00%	1
Didn't know reporting procedure on campus	50.00%	1
Other (please specify)	0.00%	0
Total Respondents: 2		

Q20 Is there anything else you would like to tell us about your needs or issues to help us provide better support for you and other students? (200 character limit)

Answered: 58 Skipped: 444