

# De Anza College



12345 El Monte Road

Los Altos Hills, California 94022

650.949.7777

## Program Report

San Jose-Sunnyvale-Santa Clara MSA



## Region Info

Name: San Jose-Sunnyvale-Santa Clara MSA

MSA Areas: San Jose-Sunnyvale-Santa Clara, CA (41940)

## Custom Profile: De Anza College

 CIS: Programming (11.0201)

## Target Occupations



Computer programmers (15-1021)

Computer support specialists (15-1041)

Computer systems analysts (15-1051)

## Target Occupation Performance

<b>22,179</b> Jobs (2010) Location Quotient: 2.10	<b>7.8%</b> Growth (2010-2014) National: 4.1%	<b>\$37.53/hr</b> Median Wage (2011) National: \$28.46/hr
---	---	---

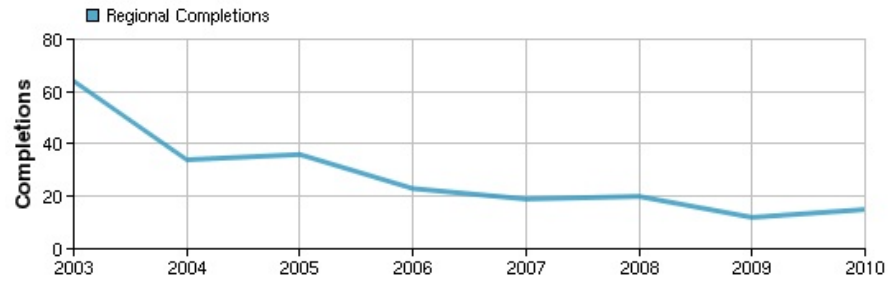
Regional Openings (2010)	1,408 
Institution Program Completions (2010)	25 
Regional Program Completions (2010)	15 
All Regional Completions for Target Occupations (2010)	136 

Target Occupations	Regional Openings (2010)	Median Wage (2011)	Growth (2010-2014)
Computer programmers (15-1021)	286	\$43.28	3.3%
Computer support specialists (15-1041)	511	\$30.05	9.1%
Computer systems analysts (15-1051)	612	\$39.82	9.6%

## Other Regional Training Providers

**4**  
Institutions

**15**  
Completions (2010)



Institution	Degrees	Certificates	Total Completions
Foothill College	7	1	8
Gavilan College	2	2	4
The National Hispanic University	2	0	2
San Jose City College	1	0	1

## Job Postings by Occupation

Occupation	Job Postings
Computer support specialists	<a href="#">44</a>
Computer systems analysts	<a href="#">41</a>
Computer programmers	<a href="#">11</a>

## Data Sources and Calculations

---

### Location Quotient

Location quotient (LQ) is a way of quantifying how concentrated a particular industry, cluster, occupation, or demographic group is in a region as compared to the nation. It can reveal what makes a particular region unique in comparison to the national average.

### Completers Data

The completers data in this report is taken directly from the national IPEDS database published by the U.S. Department of Education's National Center for Education Statistics.

### Institution Data

The institution data in this report is taken directly from the national IPEDS database published by the U.S. Department of Education's National Center for Education Statistics.

### State Data Sources

This report uses state data from the following agencies: California Labor Market Information Department.