
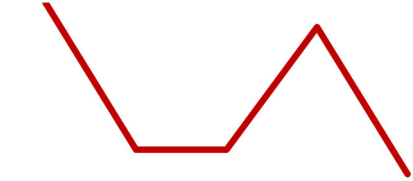






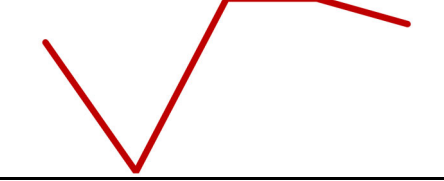






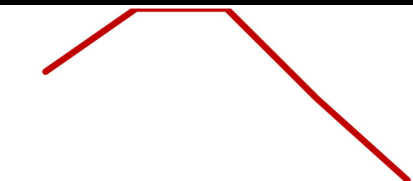
Career Technical Education - Job Placement Rates

Program	5-Year Average	Current Rate	5-Year Trend 2017-18 - 2021-22	Achievable Goal	Aspirational Goal	Standard
Accounting	74%	81%		74%	75%	73%
Administration of Justice	85%	82%		85%	86%	81%
Automotive Technology	88%	89%		88%	89%	87%
Business Administration	73%	73%		73%	74%	72%
Child Development (Child Development and Early Care and Education)	75%	67%		75%	76%	66%


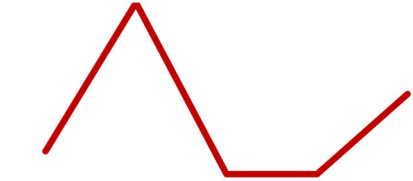
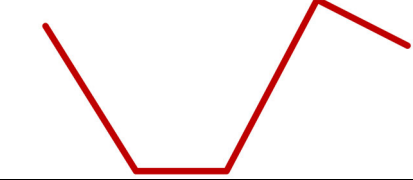

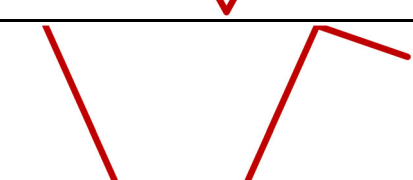
Career Technical Education - Job Placement Rates

Program	5-Year Average	Current Rate	5-Year Trend 2017-18 - 2021-22	Achievable Goal	Aspirational Goal	Standard
CIS: Enterprise Security	79%	NA		79%	80%	78%
CIS: Networking	79%	96%		79%	80%	66%
CIS: Programming	63%	66%		63%	64%	62%
CIS: Database Design	71%	NA		71%	72%	63%
DMT: Computer Aided Design	77%	88%		77%	78%	68%




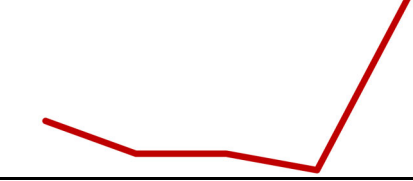

Career Technical Education - Job Placement Rates

Program	5-Year Average	Current Rate	5-Year Trend 2017-18 - 2021-22	Achievable Goal	Aspirational Goal	Standard
DMT: Manufacturing and Industrial Technology	81%	85%		81%	82%	80%
Environmental Studies: Energy Management and Facilities	63%	NA		69%	70%	68%
Entrepreneurship	61%	65%		68%	69%	60%
Film/TV: Animation	69%	45%		69%	70%	44%


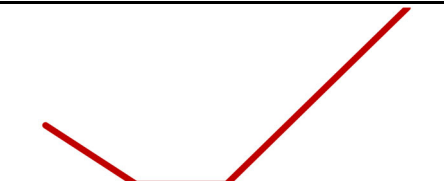
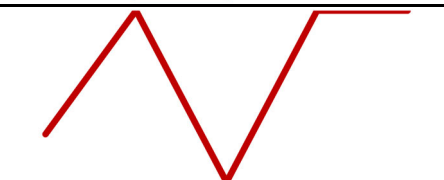
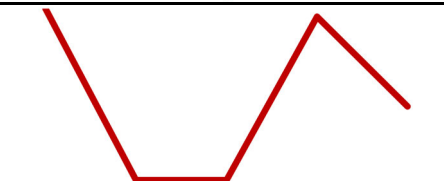
Career Technical Education - Job Placement Rates

Program	5-Year Average	Current Rate	5-Year Trend 2017-18 - 2021-22	Achievable Goal	Aspirational Goal	Standard
Film/TV: Production	72%	NA		72%	73%	69%
Film/TV: Screenwriting	72%	74%		72%	73%	66%
Graphic and Interactive Design	58%	64%		58%	59%	57%
Health Technologies: Insurance and Coding	77%	NA		77%	78%	76%
Health Technologies: Medical Assisting	74%	78%		74%	75%	73%

Career Technical Education - Job Placement Rates

Program	5-Year Average	Current Rate	5-Year Trend 2017-18 - 2021-22	Achievable Goal	Aspirational Goal	Standard
Health Technologies: Phlebotomy	87%	85%		87%	88%	84%
Journalism	69%	NA		73%	74%	72%
Management (incl. Project Mgmt.)	73%	79%		73%	74%	72%
Marketing Management	62%	77%		62%	63%	55%
Medical Laboratory Technology	88%	93%		88%	89%	87%

Career Technical Education - Job Placement Rates

Program	5-Year Average	Current Rate	5-Year Trend 18 - 2021-22	2017- Achievable Goal	Aspirational Goal	Standard
Nursing	81%	77%		81%	82%	76%
Paralegal Studies	82%	86%		82%	83%	81%
Professional Photography	88%	NA		88%	89%	87%
Real Estate	68%	67%		68%	69%	67%

Achievable Goal = The rate that will be achieved within 5 years. This rate is set at the five year average. Aspirational Goal = The rate the college will work towards to achieve, but is set at a high, aspirational level. This rate is set 1 percentage point above the five year average. Standard = The rate set at its lowest level that the college would not want to drop below. If it did, it would want to take steps to increase the rate. This rate is set 1 percentage point below the average five year rate reported, unless the average is higher than the current rate, in this case the rate is set one percentage point below the current rate. Data is reported for years where students were placed in a career with ten or more students.